



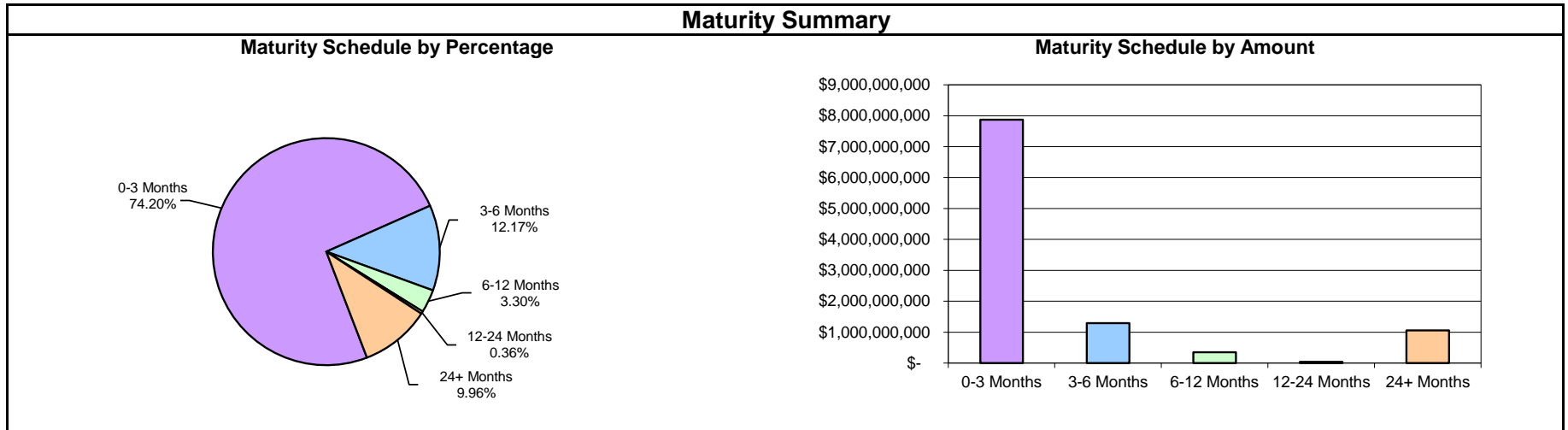
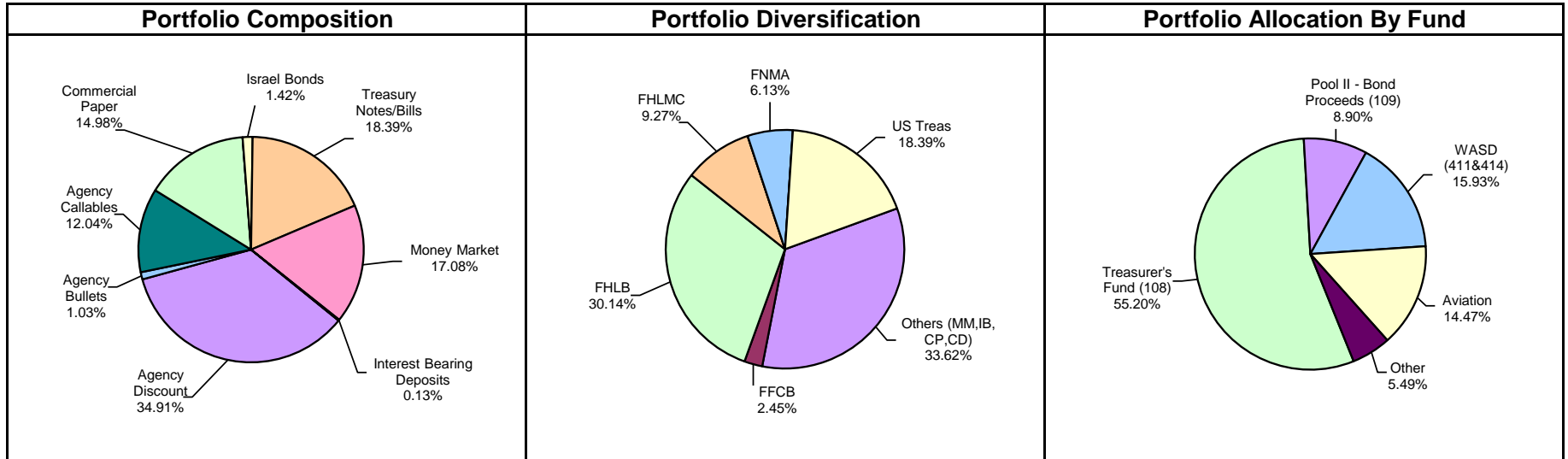
Monthly Summary Investment Report

For the Period Ended

December 31, 2025



Miami-Dade County Total Portfolio Summary December 31, 2025

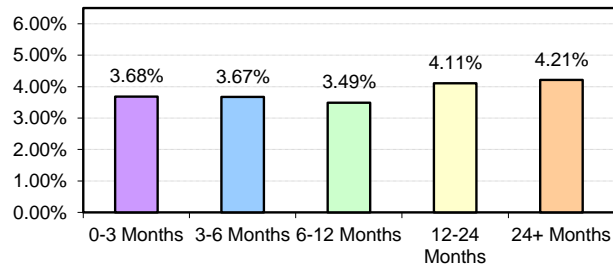


**Miami-Dade County
Summary Statement
December 31, 2025**

Portfolio Summary

	Current 12/31/2025	Previous Month 11/30/2025	Change from Prior Month	Previous Quarter 9/30/2025	Change from Prior Quarter
Par Value	\$ 10,684,360,654.69	\$ 8,589,348,275.81	\$ 2,095,012,378.88	\$ 8,774,923,683.00	\$ 1,909,436,971.69
Book Value	\$ 10,605,765,427.37	\$ 8,526,678,720.15	\$ 2,079,086,707.22	\$ 8,694,454,024.77	\$ 1,911,311,402.60
Market Value	\$ 10,638,602,295.26	\$ 8,554,680,620.91	\$ 2,083,921,674.35	\$ 8,737,630,144.42	\$ 1,900,972,150.84
Market Value as a % of Book Value	100.31%	100.33%	-0.02%	100.50%	-0.19%
Accrued Interest	\$ 55,431,288.87	\$ 45,332,429.27	\$ 10,098,859.60	\$ 65,887,981.22	\$ (10,456,692.35)
Total Value (Market Value+ Accrued Interest)	\$ 10,694,033,584.13	\$ 8,600,013,050.18	\$ 2,094,020,533.95	\$ 8,803,518,125.64	\$ 1,890,515,458.49
Interest Earned (Current Month)	\$ 33,099,849.47	\$ 25,709,384.48	\$ 7,390,464.99	\$ 29,866,787.69	\$ 3,233,061.78
Interest Earned Fiscal YTD (10/1 - 9/30)	\$ 85,700,792.19	\$ 52,600,942.72	\$ 33,099,849.47	\$ 410,237,993.46	\$ (324,537,201.27)
Unrealized Gain (Loss)	\$ 32,836,867.89	\$ 28,001,900.76	\$ 4,834,967.13	\$ 43,176,119.65	\$ (10,339,251.76)
Weighted Average Days to Maturity	205.0	197.0	8.0	179.0	26.0
Weighted Average Days to Call	132.0	120.0	12.0	85.0	47.0
Yield to Maturity	3.74%	3.83%	-0.09%	3.98%	-0.24%
Earned Income Yield for Period	3.79%	3.92%	-0.13%	4.08%	-0.29%
Earned Income Yield for Year to Date	3.88%	3.94%	-0.06%	4.23%	-0.35%

Yield Maturity Breakdown

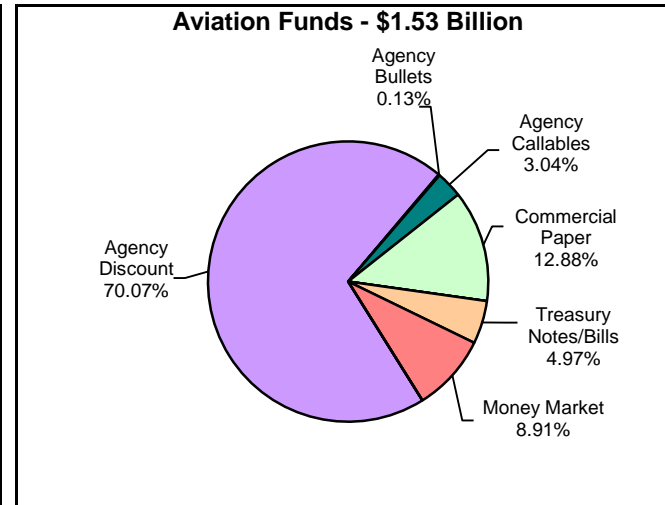
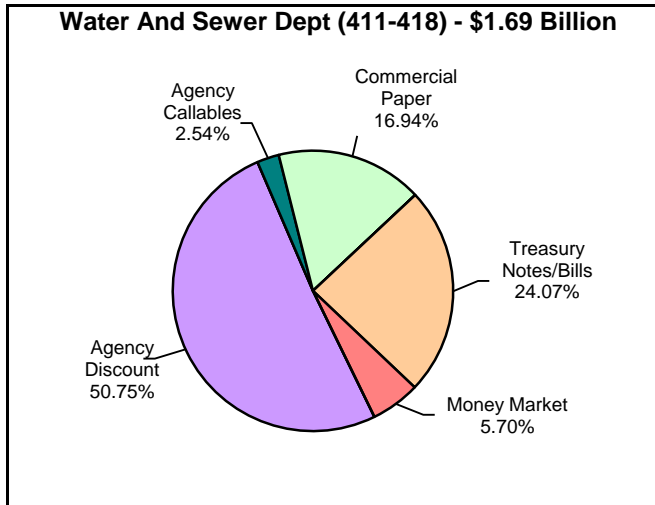
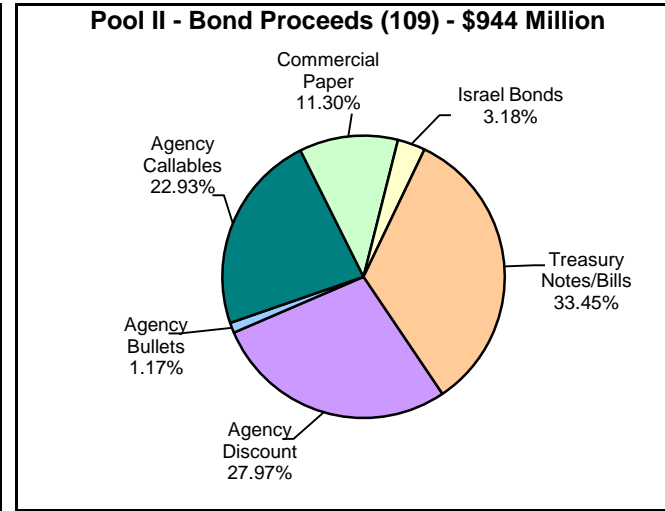
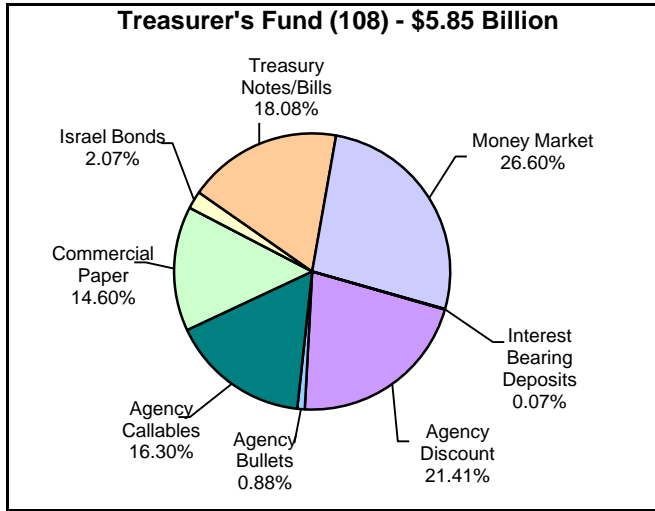


Policy Compliance

Security Type	% Limit	Current %	Result
Treasuries	100%	18.39%	PASS
Agencies	100%	35.94%	PASS
Agency Callables	25%	12.04%	PASS
Commercial Paper	50%	14.98%	PASS
-CP Single Issuer Max	5%	3.84%	PASS
Israel Bonds	3%	1.42%	PASS
Time Deposits	20%	0.00%	PASS
SBA/Investment Pools	50%	0.00%	PASS
Money Market Funds	30%	17.09%	PASS
Interest Bearing Deposit	20%	0.13%	PASS
Open/Closed End Funds	5%	0.00%	PASS

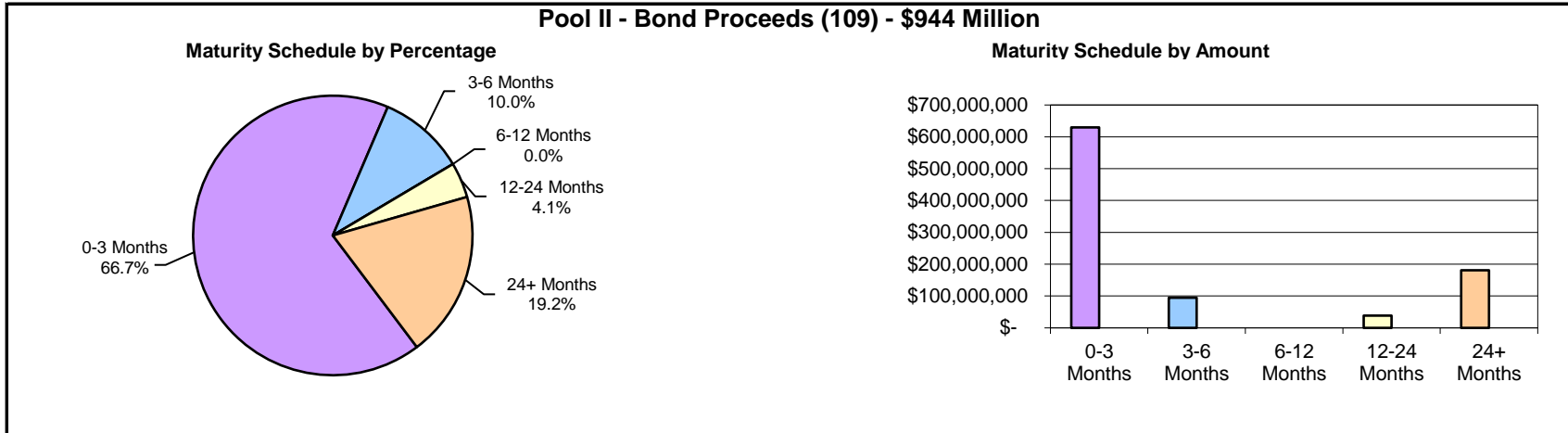
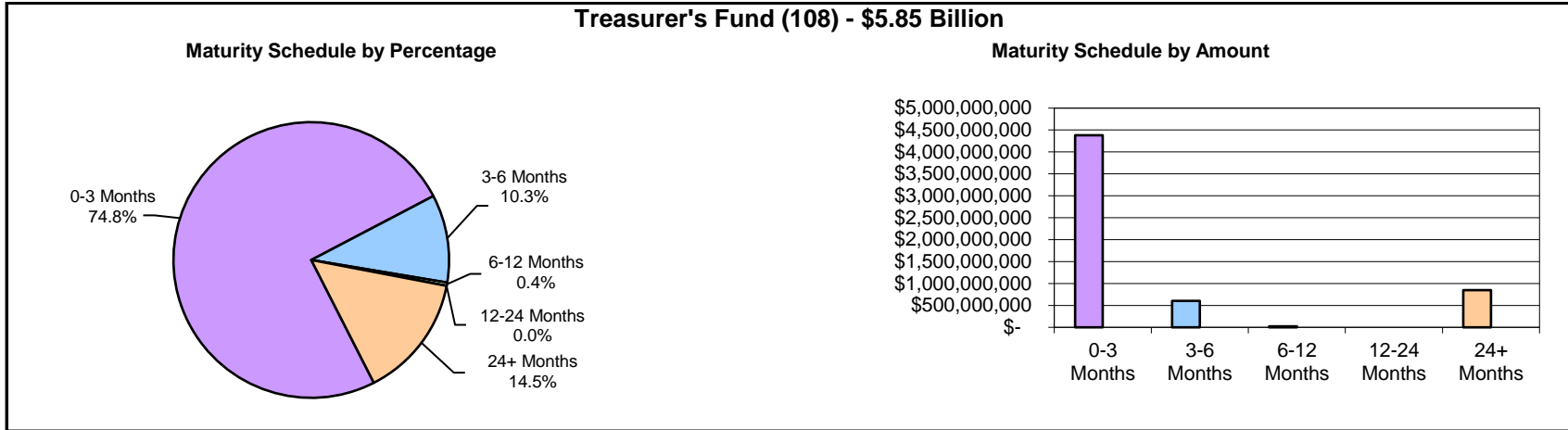
Note: The County currently holds \$296 million in cash deposits with Wells Fargo Bank. They are not included in the investment portfolio data presented here.

Miami-Dade County Portfolio Composition December 31, 2025

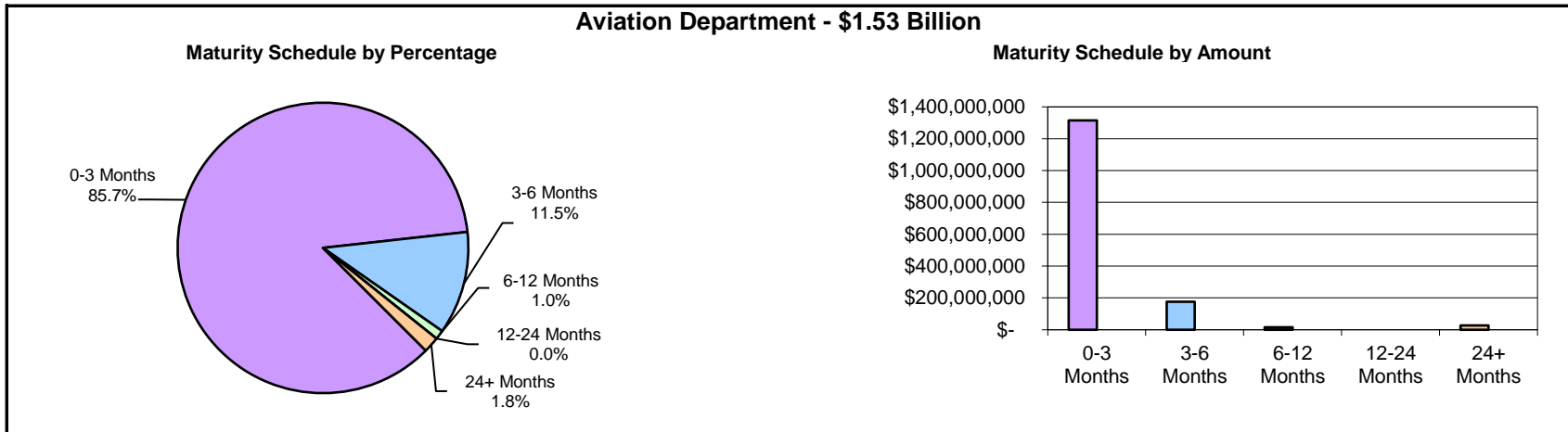
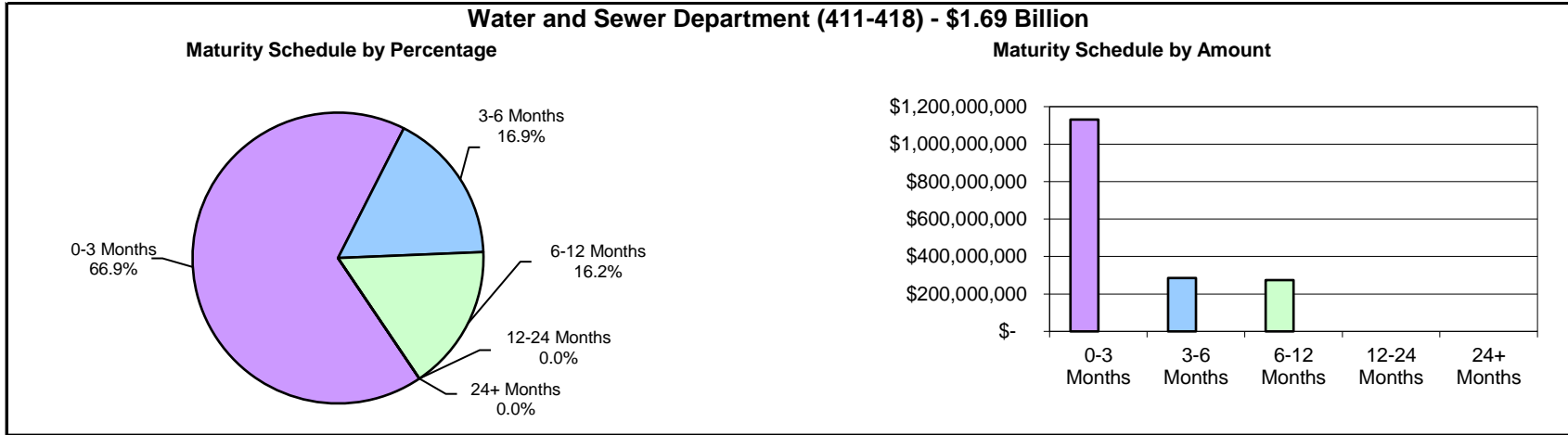


Note: Graphs above do not include miscellaneous funds totaling \$583 million and representing 5.5% of the portfolio:
 Seaport (Fund 110) \$74 million
 Public Housing & Community Development (Fund 300) \$509 million

Miami-Dade County Maturity Breakdown December 31, 2025

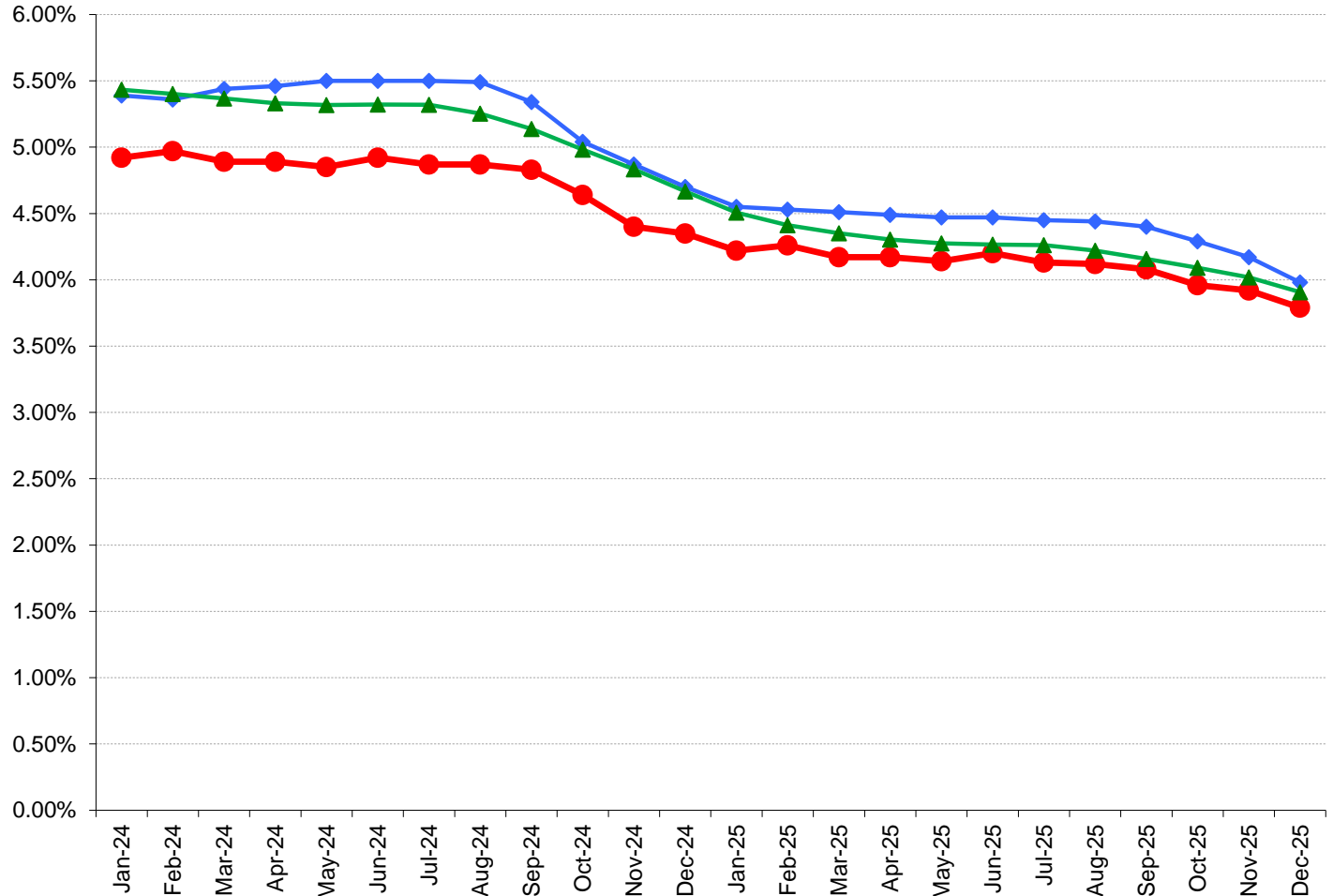


Miami-Dade County Maturity Breakdown December 31, 2025



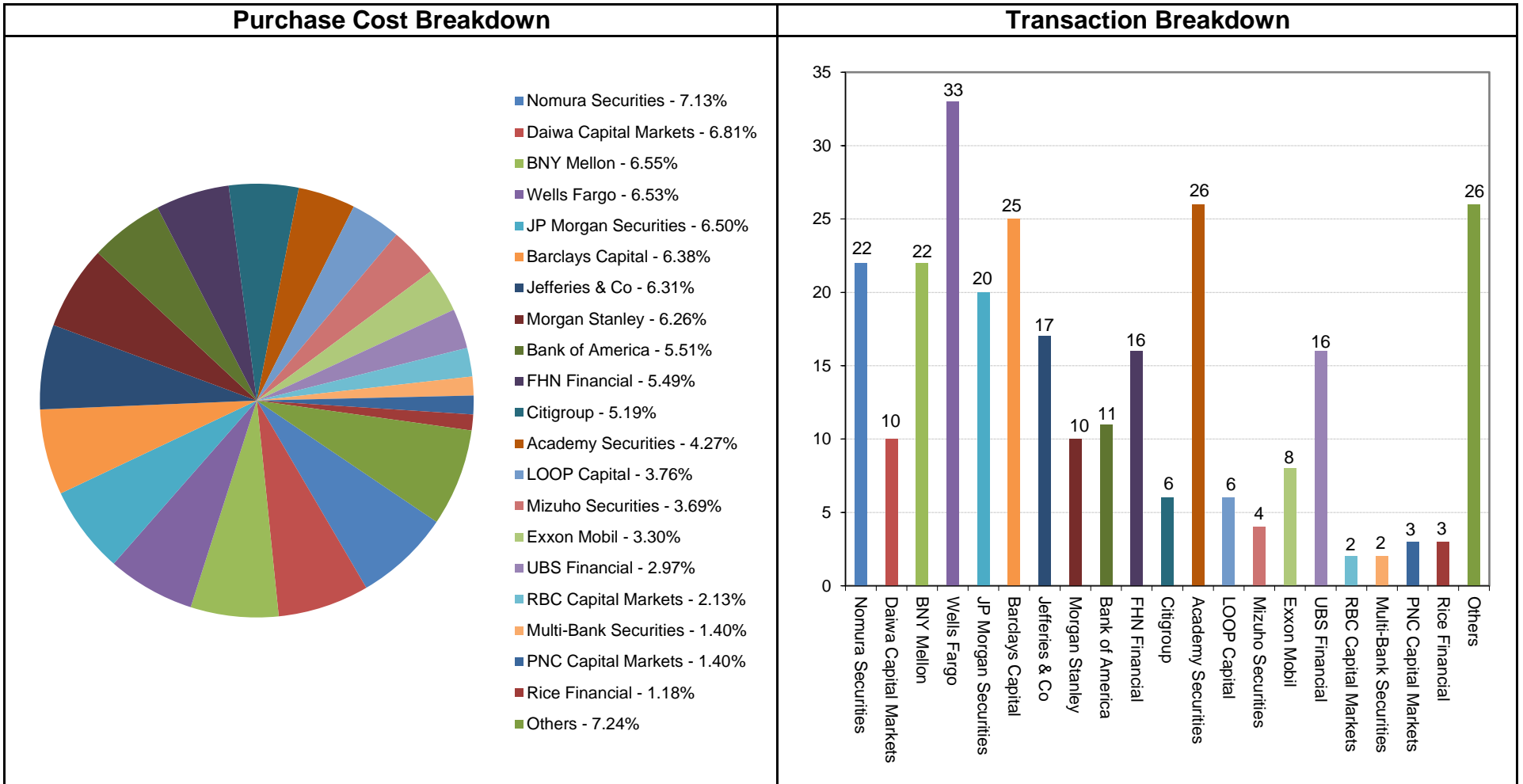
Note: Graphs above do not include miscellaneous funds totaling \$583 million and representing 5.5% of the portfolio:
 Seaport (Fund 110) \$74 million
 Public Housing & Community Development (Fund 300) \$509 million

**Miami-Dade County
Benchmark Comparisons
December 31, 2025**



	Jan-24	Feb-24	Mar-24	Apr-24	May-24	Jun-24	Jul-24	Aug-24	Sep-24	Oct-24	Nov-24	Dec-24	Jan-25	Feb-25	Mar-25	Apr-25	May-25	Jun-25	Jul-25	Aug-25	Sep-25	Oct-25	Nov-25	Dec-25
● Miami-Dade - Earned Income Yield	4.92%	4.97%	4.89%	4.89%	4.85%	4.92%	4.87%	4.87%	4.83%	4.64%	4.40%	4.35%	4.22%	4.26%	4.17%	4.17%	4.14%	4.20%	4.13%	4.12%	4.08%	3.96%	3.92%	3.79%
◆ Monthly Avg - Florida SBA Pool	5.39%	5.36%	5.44%	5.46%	5.50%	5.50%	5.50%	5.49%	5.34%	5.04%	4.87%	4.70%	4.55%	4.53%	4.51%	4.49%	4.47%	4.47%	4.45%	4.44%	4.40%	4.29%	4.17%	3.98%
▲ 6-Month Avg of 6-Mo T-Bill	5.43%	5.40%	5.37%	5.33%	5.32%	5.32%	5.32%	5.25%	5.14%	4.98%	4.83%	4.67%	4.51%	4.41%	4.35%	4.30%	4.28%	4.27%	4.26%	4.22%	4.16%	4.09%	4.02%	3.91%

Miami-Dade County Broker Purchase Distribution December 31, 2025





Detail Security Holdings Report

For the Period Ended

December 31, 2025



EOM - REPORT WRITER
Investment Inventory
Sorted by Fund
December 31, 2025

CUSIP	Investment #	Fund Number	Issuer	Purchase Date	Cur Rate	Par Value	Book Value	Market Value	Pur Accr Interest	Accrued Interest	Maturity Date	Call Date	Purchase Price	YTM	YTC	YTW	Unrealized G/L
WACHOVMM7	151194	108	Wells Fargo Interest Bearing Acct		0.480	3,887,061.65	3,887,061.65	3,887,061.65	0.00	1,584.97			100.000	0.480		0.480	0.00
825252885	181010	108	Invesco Money Market Fund	10/1/2024	3.681	422,600,000.00	422,600,000.00	422,600,000.00	0.00	1,628,535.18			100.000	3.681		3.681	0.00
31607A703	170623	108	Fidelity Money Market Fund		3.710	445,500,000.00	445,500,000.00	445,500,000.00	0.00	1,604,180.10			100.000	3.710		3.710	0.00
09248U700	182950	108	BlackRock Money Market Fund	10/1/2024	3.652	337,000,000.00	337,000,000.00	337,000,000.00	0.00	1,383,916.67			100.000	3.652		3.652	0.00
4812C0670	182951	108	J.P. Morgan Money Market Fund	10/1/2024	3.665	352,000,000.00	352,000,000.00	352,000,000.00	0.00	1,723,741.17			100.000	3.665		3.665	0.00
912797RA7	197186	108	U.S. Treasury Bill	10/16/2025	3.865	49,950,000.00	49,531,764.49	49,950,000.00	0.00	412,873.52	1/2/2026		99.163	3.951		3.951	418,235.51
912797RA7	197372	108	U.S. Treasury Bill	11/3/2025	3.844	49,900,000.00	49,580,307.33	49,900,000.00	0.00	314,364.46	1/2/2026		99.359	3.923		3.923	319,692.67
912797RA7	197903	108	U.S. Treasury Bill	12/11/2025	3.607	49,700,000.00	49,590,447.39	49,700,000.00	0.00	104,572.95	1/2/2026		99.780	3.665		3.665	109,552.61
313385RK4	197674	108	FHLB Disc Note	11/25/2025	3.825	48,197,000.00	47,987,041.82	48,173,528.06	0.00	189,474.46	1/5/2026		99.564	3.842		3.842	186,486.24
313385RK4	197677	108	FHLB Disc Note	11/25/2025	3.825	18,982,000.00	18,899,309.66	18,972,755.77	0.00	74,622.99	1/5/2026		99.564	3.842		3.842	73,446.11
14912EA64	197956	108	Caterpillar Comm Paper	12/17/2025	3.710	32,000,000.00	31,934,044.44	31,980,448.00	0.00	49,466.67	1/6/2026		99.794	3.769		3.769	46,403.56
912797SE8	196980	108	U.S. Treasury Bill	9/30/2025	3.820	49,930,000.00	49,410,783.48	49,910,826.88	0.00	492,725.88	1/6/2026		98.960	3.914		3.914	500,043.40
14912EA72	197997	108	Caterpillar Comm Paper	12/19/2025	3.700	49,900,000.00	49,802,556.39	49,864,371.40	0.00	66,671.94	1/7/2026		99.805	3.759		3.759	61,815.01
313385RM0	197597	108	FHLB Disc Note	11/20/2025	3.850	41,100,000.00	40,889,020.00	41,071,969.80	0.00	184,607.50	1/7/2026		99.487	3.870		3.870	182,949.80
62479MA86	197980	108	MUFG Comm Paper	12/18/2025	3.620	49,990,000.00	49,884,437.78	49,948,658.27	0.00	70,374.81	1/8/2026		99.789	3.678		3.678	64,220.49
912797RH2	196977	108	U.S. Treasury Bill	9/30/2025	3.748	49,920,000.00	49,400,346.67	49,891,046.40	0.00	483,277.60	1/8/2026		98.959	3.840		3.840	490,699.73
912797RH2	197635	108	U.S. Treasury Bill	11/21/2025	3.803	48,995,000.00	48,746,595.35	48,966,582.90	0.00	212,178.97	1/8/2026		99.493	3.875		3.875	219,987.55
313385RP3	197598	108	FHLB Disc Note	11/20/2025	3.855	33,000,000.00	32,823,312.50	32,971,059.00	0.00	148,417.50	1/9/2026		99.465	3.876		3.876	147,746.50
313385RS7	197311	108	FHLB Disc Note	10/28/2025	3.745	49,700,000.00	49,307,066.28	49,641,851.00	0.00	336,061.73	1/12/2026		99.209	3.775		3.775	334,784.72
3134GXT0	183431	108	FHLMC Callable Bond	11/12/2021	0.550	25,000,000.00	25,000,000.00	24,978,775.00	0.00	64,548.61	1/12/2026		100.000	0.550		0.550	(21,225.00)
89233HAD6	195949	108	Toyota Comm Paper	5/20/2025	4.340	28,000,000.00	27,196,617.78	27,962,900.00	0.00	762,875.55	1/13/2026		97.131	4.507		4.507	766,282.22
912797SF5	197540	108	U.S. Treasury Bill	11/17/2025	3.800	49,980,000.00	49,679,287.00	49,926,421.44	0.00	237,405.00	1/13/2026		99.398	3.876		3.876	247,134.44
313397RU7	197541	108	FHLMC Disc Note	11/17/2025	3.810	49,975,000.00	49,668,236.79	49,906,784.13	0.00	238,005.94	1/14/2026		99.386	3.834		3.834	238,547.34
98459SAF5	197412	108	Yale Univ Comm Paper	11/5/2025	3.880	39,880,000.00	39,574,798.36	39,818,425.28	0.00	245,021.03	1/15/2026		99.235	3.965		3.965	243,626.92
313589RW5	197528	108	FNMA Disc Note	11/14/2025	3.820	49,700,000.00	49,367,755.50	49,622,468.00	0.00	253,138.67	1/16/2026		99.332	3.846		3.846	254,712.50
89233HAL8	196296	108	Toyota Comm Paper	7/7/2025	4.260	45,000,000.00	43,950,975.00	44,907,930.00	0.00	947,850.00	1/20/2026		97.669	4.415		4.415	956,955.00
912797G3	197904	108	U.S. Treasury Bill	12/11/2025	3.605	49,800,000.00	49,600,528.87	49,711,854.00	0.00	104,722.34	1/20/2026		99.599	3.670		3.670	111,325.13
313385SB3	198041	108	FHLB Disc Note	12/24/2025	3.560	49,990,000.00	49,851,583.24	49,887,670.47	0.00	39,547.65	1/21/2026		99.723	3.570		3.570	36,087.23
21920PAN7	197411	108	Cornell Univ Comm Paper	11/5/2025	3.930	44,000,000.00	43,625,340.00	43,625,340.00	0.00	273,790.00	1/22/2026		99.149	4.019		4.019	0.00
21920PAN7	197433	108	Cornell Univ Comm Paper	11/6/2025	3.930	37,026,000.00	36,714,765.62	36,714,765.62	0.00	226,352.28	1/22/2026		99.159	4.018		4.018	0.00
912797PD3	196969	108	U.S. Treasury Bill	9/29/2025	3.780	24,000,000.00	23,710,200.00	23,952,552.00	0.00	236,880.00	1/22/2026		98.793	3.879		3.879	242,352.00
912797PD3	197902	108	U.S. Treasury Bill	12/11/2025	3.620	49,800,000.00	49,589,678.00	49,701,545.40	0.00	105,161.00	1/22/2026		99.578	3.686		3.686	111,867.40
3130AKQ74	183537	108	FHLB Callable Bond	1/22/2021	0.625	20,000,000.00	20,000,000.00	19,966,060.00	0.00	55,208.33	1/22/2026		100.000	0.625		0.625	(33,940.00)
313385SD9	197234	108	FHLB Disc Note	10/21/2025	3.805	49,990,000.00	49,493,335.46	49,877,922.42	0.00	380,423.90	1/23/2026		99.006	3.843		3.843	384,586.96
3130AKNR3	183547	108	FHLB Callable Bond	1/26/2021	0.560	15,000,000.00	15,000,000.00	14,969,580.00	0.00	36,166.67	1/26/2026		100.000	0.560		0.560	(30,420.00)
3130AKPM2	183548	108	FHLB Step-Up Bond	1/26/2021	1.250	25,000,000.00	25,000,000.00	24,960,575.00	0.00	134,548.61	1/26/2026		100.000	0.625		0.625	(39,425.00)
89233HAT1	196475	108	Toyota Comm Paper	7/31/2025	4.350	50,000,000.00	48,912,500.00	49,861,450.00	0.00	930,416.67	1/27/2026		97.825	4.508		4.508	948,950.00
313385SH0	196928	108	FHLB Disc Note	9/25/2025	3.805	18,500,000.00	18,257,536.94	18,451,308.00	0.00	191,624.03	1/27/2026		98.689	3.856		3.856	193,771.06
62479MAU7	197675	108	MUFG Comm Paper	11/25/2025	3.900	48,000,000.00	47,667,200.00	47,864,544.00	0.00	192,400.00	1/28/2026		99.307	3.982		3.982	197,344.00
3130AKNG7	183576	108	FHLB Callable Bond	1/28/2021	0.550	6,000,000.00	6,000,000.00	5,986,776.00	0.00	14,025.00	1/28/2026		100.000	0.550		0.550	(13,224.00)
3135G06R9	183575	108	FNMA Callable Bond	1/28/2021	0.550	25,000,000.00	25,000,000.00	24,944,900.00	0.00	55,437.50	1/28/2026		100.000	0.550		0.550	(55,100.00)
3130AKPW0	183577	108	FHLB Step-Up Bond	1/28/2021	1.000	8,500,000.00	8,500,000.00	8,483,977.50	0.00	36,125.00	1/28/2026		100.000	0.610		0.610	(16,022.50)
313385SK3	197633	108	FHLB Disc Note	11/21/2025	3.735	49,992,000.00	49,634,119.77	49,850,672.62	0.00	212,653.47	1/29/2026		99.284	3.762		3.762	216,552.85
313385SL1	197676	108	FHLB Disc Note	11/25/2025	3.780	46,208,000.00	45,887,778.56	46,072,841.60	0.00	179,518.08	1/30/2026		99.307	3.806		3.806	185,063.04
89233HB29	196500	108	Toyota Comm Paper	8/5/2025	4.180	30,000,000.00	29,369,516.67	29,898,210.00	0.00	519,016.66	2/2/2026		97.898	4.329		4.329	528,693.33
78009BB35	195887	108	RBC Comm Paper	5/13/2025	4.230	49,200,000.00	47,662,254.00	49,027,012.80	0.00	1,346,973.00	2/3/2026		96.875	4.397		4.397	1,364,758.80
3133ERH23	195124	108	FFCB Bullet	2/6/2025	4.125	31,245,000.00	31,242,310.93	31,254,217.28	0.00	529,863.12	2/3/2026		99.904	4.225		4.225	11,906.35
3134GXL04	183637	108	FHLMC Callable Bond	2/3/2021	0.600	22,680,000.00	22,680,000.00	22,619,126.88	0.00	55,944.00	2/3/2026		100.000	0.600		0.600	(60,873.12)
62479MB44	197798	108	MUFG Comm Paper	12/4/2025	3.810	49,977,000.00	49,649,067.59	49,800,281.33	0.00	148,098.51	2/4/2026		99.344	3.888		3.888	151,213.74
21920PB55	197434	108	Cornell Univ Comm Paper	11/6/2025	3.920	27,985,000.00	27,707,699.74	27,707,699.74	0.00	170,646.31	2/5/2026		99.009	4.014		4.014	0.00
62479MB51	197361	108	MUFG Comm Paper	10/31/2025	3.960	49,930,000.00	49,397,246.90	49,748,254.80	0.00	340,522.60	2/5/2026		98.933	4.058		4.058	351,007.90
912797RL3	198045	108	U.S. Treasury Bill	12/24/2025	3.563	49,992,000.00	49,779,243.77	49,824,726.77	0.00	39,582.55	2/5/2026		99.574	3.628		3.628	45,483.00
912797RT6	198067	108	U.S. Treasury Bill	12/29/2025	3.520	49,992,000.00	49,772,035.20	49,787,532.72	0.00	14,664.32	2/12/2026		99.560	3.585		3.585	15,497.52
3134GXL09	183728	108	FHLMC Callable Bond	2/12/2021	0.550	7,000,000.00	7,000,000.00	6,975,129.00	0.00	14,865.28	2/12/2026		100.000	0.550		0.550	(24,871.00)
313385TE6	197467	108	FHLB Disc Note	11/10/2025	3.760	49,940,000.00	49,423,620.40	49,423,620.40	0.00	271,229.69	2/17/2026		98.966	3.799		3.799	0.00
313397TE1	197852	108	FHLMC Disc Note	12/9/2025	3.605	42,000,000.00	41,705,591.67	41,802,600.00	0.00	96,734.17	2/17/2026		99.299	3.630		3.630	97,008.33

EOM - REPORT WRITER
Investment Inventory
Sorted by Fund
December 31, 2025

CUSIP	Investment #	Fund Number	Issuer	Purchase Date	Cur Rate	Par Value	Book Value	Market Value	Pur Accr Interest	Accrued Interest	Maturity Date	Call Date	Purchase Price	YTM	YTC	YTW	Unrealized G/L
912797SR9	197309	108	U.S. Treasury Bill	10/28/2025	3.704	49,900,000.00	49,325,052.20	49,674,551.80	0.00	333,675.06	2/17/2026		98.848	3.799		3.799	349,499.60
313385TF3	198040	108	FHLL Disc Note	12/24/2025	3.574	49,996,000.00	49,718,044.46	49,756,119.19	0.00	39,707.93	2/18/2026		99.444	3.594		3.594	38,074.73
313385TG1	198064	108	FHLL Disc Note	12/29/2025	3.510	49,996,000.00	49,742,520.28	49,751,219.58	0.00	14,623.83	2/19/2026		99.493	3.528		3.528	8,699.30
313397TG6	197853	108	FHLLMC Disc Note	12/9/2025	3.605	35,000,000.00	34,747,650.00	34,828,640.00	0.00	80,611.81	2/19/2026		99.279	3.631		3.631	80,990.00
313397TG6	198034	108	FHLLMC Disc Note	12/24/2025	3.550	49,991,000.00	49,710,008.92	49,746,244.06	0.00	39,437.34	2/19/2026		99.438	3.570		3.570	36,235.14
313385TH9	197468	108	FHLL Disc Note	11/10/2025	3.760	35,375,000.00	34,998,138.33	35,198,337.25	0.00	192,125.56	2/20/2026		98.935	3.800		3.800	200,198.92
912797SS7	197636	108	U.S. Treasury Bill	11/21/2025	3.733	48,994,000.00	48,511,426.11	48,739,035.22	0.00	208,268.73	2/24/2026		99.015	3.822		3.822	227,609.11
3130AKXJ0	183829	108	FHLL Callable Bond	2/24/2021	0.600	10,000,000.00	9,999,926.39	9,955,770.00	0.00	21,166.67	2/24/2026		99.975	0.605		0.605	(44,156.39)
3130ALCU6	183879	108	FHLL Callable Bond	2/25/2021	0.700	8,000,000.00	8,000,000.00	7,965,112.00	0.00	19,600.00	2/25/2026		100.000	0.700		0.700	(34,888.00)
3130ALEK6	183859	108	FHLL Callable Bond	2/26/2021	0.780	9,000,000.00	9,000,000.00	8,961,093.00	0.00	24,375.00	2/26/2026		100.000	0.780		0.780	(38,907.00)
313385TW6	197634	108	FHLL Disc Note	11/21/2025	3.720	48,993,000.00	48,466,488.56	48,686,401.81	0.00	207,567.01	3/5/2026		98.925	3.760		3.760	219,913.25
313385TW6	198065	108	FHLL Disc Note	12/29/2025	3.535	49,995,000.00	49,670,990.74	49,682,131.29	0.00	14,727.69	3/5/2026		99.352	3.558		3.558	11,140.55
91411UCC7	198008	108	Univ of California Comm Paper	12/22/2025	3.700	40,000,000.00	39,671,111.20	39,671,111.20	0.00	41,111.10	3/12/2026		99.178	3.782		3.782	0.00
62479MCD3	197955	108	MUFG Comm Paper	12/17/2025	3.800	49,950,000.00	49,496,565.00	49,574,975.40	0.00	79,087.50	3/13/2026		99.092	3.888		3.888	78,410.40
912797PV3	198066	108	U.S. Treasury Bill	12/29/2025	3.524	49,994,000.00	49,602,491.43	49,621,844.66	0.00	14,681.57	3/19/2026		99.217	3.601		3.601	19,353.23
313385UM6	198015	108	FHLL Disc Note	12/23/2025	3.575	49,970,000.00	49,538,280.02	49,584,031.72	0.00	44,660.69	3/20/2026		99.136	3.606		3.606	45,751.70
313385UM6	198039	108	FHLL Disc Note	12/24/2025	3.575	49,995,000.00	49,568,028.81	49,608,838.62	0.00	39,718.25	3/20/2026		99.146	3.606		3.606	40,809.81
313385US3	198038	108	FHLL Disc Note	12/24/2025	3.560	49,993,000.00	49,543,118.55	49,582,407.49	0.00	39,550.02	3/25/2026		99.100	3.592		3.592	39,288.94
912797SC2	198081	108	U.S. Treasury Bill	12/30/2025	3.528	49,900,000.00	49,479,442.80	49,495,410.80	0.00	9,780.40	3/26/2026		99.157	3.607		3.607	15,968.00
3130ALRV8	184154	108	FHLL Step-Up Bond	3/31/2021	3.000	13,225,000.00	13,225,000.00	13,203,575.50	0.00	100,289.58	3/30/2026		100.000	1.100		1.100	(21,424.50)
912797TB3	197874	108	U.S. Treasury Bill	12/10/2025	3.605	48,000,000.00	47,466,460.00	47,587,584.00	0.00	105,746.67	3/31/2026		98.888	3.696		3.696	121,124.00
46514BCF2	189664	108	State of Israel Jubilee Bonds	4/1/2023	4.970	10,000,000.00	10,000,000.00	9,997,340.00	0.00	83,060.27	4/1/2026		100.000	4.973		4.973	(2,660.00)
78009BD25	196297	108	RBC Comm Paper	7/7/2025	4.170	46,000,000.00	44,566,678.33	45,553,754.00	0.00	948,443.34	4/2/2026		96.884	4.334		4.334	987,075.67
912797TG2	198083	108	U.S. Treasury Bill	12/30/2025	3.505	49,500,000.00	49,027,701.25	49,039,798.50	0.00	9,638.75	4/7/2026		99.046	3.588		3.588	12,097.25
912797TH0	198068	108	U.S. Treasury Bill	12/29/2025	3.533	49,993,000.00	49,472,936.71	49,494,419.81	0.00	14,718.77	4/14/2026		98.960	3.620		3.620	21,483.10
313385VP8	198037	108	FHLL Disc Note	12/24/2025	3.560	49,988,000.00	49,434,355.13	49,471,873.90	0.00	39,546.06	4/15/2026		98.892	3.600		3.600	37,518.77
313385VR4	198035	108	FHLL Disc Note	12/24/2025	3.570	49,994,000.00	49,428,817.83	49,467,963.13	0.00	39,661.91	4/17/2026		98.870	3.611		3.611	39,145.30
313385VR4	198036	108	FHLL Disc Note	12/24/2025	3.565	49,987,000.00	49,422,688.43	49,461,036.79	0.00	39,600.81	4/17/2026		98.871	3.606		3.606	38,348.36
912797J6	198084	108	U.S. Treasury Bill	12/30/2025	3.530	49,600,000.00	49,055,281.78	49,069,875.20	0.00	9,727.11	4/21/2026		98.902	3.619		3.619	14,593.42
912797TK3	198085	108	U.S. Treasury Bill	12/30/2025	3.535	49,700,000.00	49,119,248.60	49,135,258.90	0.00	9,760.53	4/28/2026		98.831	3.626		3.626	16,010.30
912797SN8	198082	108	U.S. Treasury Bill	12/30/2025	3.503	49,800,000.00	49,213,739.87	49,224,561.00	0.00	9,690.25	4/30/2026		98.823	3.593		3.593	10,821.13
3133ETHB6	196019	108	FFCB Bullet	5/30/2025	4.125	20,000,000.00	19,996,994.84	20,031,260.00	0.00	96,250.00	5/19/2026		99.962	4.164		4.164	34,265.16
313313XN3	198077	108	FFCB Disc Note	12/30/2025	3.500	22,000,000.00	21,672,750.00	21,678,602.00	0.00	4,277.78	6/1/2026		98.513	3.553		3.553	5,852.00
78009BF23	197981	108	RBC Comm Paper	12/18/2025	3.710	49,960,000.00	49,105,323.18	49,170,781.88	0.00	72,081.18	6/2/2026		98.289	3.827		3.827	65,458.70
313313XW3	198078	108	FFCB Disc Note	12/30/2025	3.500	25,000,000.00	24,608,680.56	24,615,550.00	0.00	4,861.11	6/9/2026		98.435	3.556		3.556	6,869.44
78009BFN7	198007	108	RBC Comm Paper	12/22/2025	3.710	49,800,000.00	48,865,945.67	48,915,253.20	0.00	51,321.67	6/22/2026		98.124	3.834		3.834	49,307.53
3130B7JW5	196695	108	FHLL Callable Bond	9/2/2025	4.000	22,660,000.00	22,684,017.99	22,694,042.87	30,213.33	329,828.89	9/18/2026	2/19/2026	99.960	4.041		4.041	10,024.88
46514X2H1	195083	108	State of Israel Jubilee Bonds	2/1/2025	5.220	66,000,000.00	66,000,000.00	66,000,000.00	0.00	575,773.15	2/1/2028		100.000	4.473		4.473	0.00
46514X2M0	195550	108	State of Israel Jubilee Bonds	4/1/2025	4.740	20,000,000.00	20,000,000.00	20,000,000.00	0.00	158,432.88	4/1/2028		100.000	4.746		4.746	0.00
46514X3B3	197381	108	State of Israel Jubilee Bonds	11/1/2025	4.460	25,000,000.00	25,000,000.00	25,000,000.00	0.00	187,886.74	11/1/2028		100.000	4.460		4.460	0.00
3134HCCT4	197923	108	FHLLMC Callable Bond	12/12/2025	4.000	18,000,000.00	18,006,227.23	18,016,604.00	8,000.00	46,000.00	6/8/2029	6/8/2026	99.990	4.003		4.003	10,376.77
3134HA2C6	194954	108	FHLLMC Callable Bond	1/14/2025	5.000	25,000,000.00	25,000,000.00	25,011,200.00	0.00	579,861.11	1/14/2030	1/14/2026	100.000	5.000		5.000	11,200.00
3134HA2C6	194956	108	FHLLMC Callable Bond	1/14/2025	5.000	10,000,000.00	10,000,000.00	10,004,480.00	0.00	231,944.44	1/14/2030	1/14/2026	100.000	5.000		5.000	4,480.00
3136GAS54	195022	108	FNMA Callable Bond	1/23/2025	5.000	15,000,000.00	15,000,000.00	14,997,300.00	0.00	329,166.67	1/23/2026	1/23/2026	100.000	5.000		5.000	(2,700.00)
3136GC2C8	197327	108	FNMA Callable Bond	10/29/2025	4.010	18,000,000.00	18,000,000.00	17,960,040.00	0.00	10,025.00	6/26/2030		100.000	4.011		4.011	(39,960.00)
3130B7D84	196514	108	FHLL Callable Bond	8/6/2025	4.200	9,200,000.00	9,200,000.00	9,224,435.20	0.00	155,633.33	8/6/2030	8/6/2027	100.000	4.200		4.200	24,435.20
3134HBH61	196621	108	FHLL Callable Bond	8/20/2025	4.560	25,000,000.00	25,000,000.00	25,015,625.00	0.00	414,833.33	8/20/2030		100.000	4.560		4.560	15,625.00
3130B7RB2	196806	108	FHLL Callable Bond	9/16/2025	4.400	25,000,000.00	25,000,000.00	25,001,050.00	0.00	320,833.33	9/4/2030	1/4/2026	100.000	4.400	4.400	4.400	1,050.00
3130B7RB2	196807	108	FHLL Callable Bond	9/16/2025	4.400	35,000,000.00	35,000,000.00	35,001,470.00	0.00	449,166.67	9/4/2030	1/4/2026	100.000	4.400	4.400	4.400	1,470.00
3130B7S39	196808	108	FHLL Callable Bond	9/16/2025	4.375	15,000,000.00	15,000,000.00	15,000,600.00	0.00	191,406.25	9/4/2030	1/4/2026	100.000	4.375	4.375	4.375	600.00
3130B7T46	196821	108	FHLL Callable Bond	9/17/2025	4.375	15,000,000.00	15,000,000.00	15,000,525.00	0.00	189,583.33	9/4/2030	1/4/2026	100.000	4.375	4.375	4.375	525.00
3136GASW0	196832	108	FNMA Callable Bond	9/18/2025	4.160	25,000,000.00	25,000,000.00	24,916,750.00	0.00	297,555.56	9/4/2030	6/4/2026	100.000	4.160		4.160	(83,250.00)
3136GAS83	196758	108	FNMA Callable Bond	9/10/2025	4.000	10,000,000.00	9,977,010.83	9,998,760.00	0.00	123,333.33	9/10/2030	3/10/2026	99.755	4.055		4.055	21,749.17
3136GARW1	196784	108	FNMA Callable Bond	9/12/2025	4.000	15,000,000.00	14,968,293.75	14,967,795.00	0.00	181,666.67	9/12/2030	3/12/2026	99.775	4.050		4.050	(498.75)
3134HBN80	196809	108	FHLL Callable Bond	9/16/2025	4.130	28,000,000.00	28,000,000.00	27,913,732.00	0.00	337,283.33	9/16/2030	6/16/2026	100.000	4.130		4.130	(86,268.00)
3134HBS36	196860	108	FHLL Callable Bond	9/22/2025	4.085	20,000,000.00											

EOM - REPORT WRITER
Investment Inventory
Sorted by Fund
December 31, 2025

CUSIP	Investment #	Fund Number	Issuer	Purchase Date	Cur Rate	Par Value	Book Value	Market Value	Pur Accr Interest	Accrued Interest	Maturity Date	Call Date	Purchase Price	YTM	YTC	YTW	Unrealized G/L
3134HBR60	197217	108	FHLMC Callable Bond	10/20/2025	4.300	24,000,000.00	24,074,507.48	24,085,834.67	80,266.67	283,800.00	9/19/2030	3/19/2026	99.975	4.305	4.346	4.305	11,327.19
3134HBR60	197253	108	FHLMC Callable Bond	10/22/2025	4.300	22,000,000.00	22,078,833.33	22,083,937.33	78,833.33	260,150.00	9/19/2030	3/19/2026	100.000	4.299	4.284	4.284	5,104.00
3130B7Z98	197216	108	FHLB Callable Bond	10/20/2025	4.400	25,930,000.00	25,930,000.00	25,921,857.98	0.00	225,014.78	10/7/2030	2/7/2026	100.000	4.400	4.362	4.362	(8,142.02)
3134HBW31	197089	108	FHLB Callable Bond	10/8/2025	4.000	12,000,000.00	12,000,000.00	11,986,464.00	0.00	110,666.67	10/8/2030	4/8/2027	100.000	4.000		4.000	(13,536.00)
3130B8CG5	197291	108	FHLB Callable Bond	10/24/2025	4.020	25,000,000.00	25,000,000.00	24,969,450.00	0.00	187,041.67	10/15/2030	7/15/2026	100.000	4.020		4.020	(30,550.00)
3136GAZN2	197301	108	FNMA Callable Bond	10/27/2025	4.010	15,000,000.00	15,000,000.00	15,000,150.00	0.00	106,933.33	10/15/2030	10/15/2026	100.000	4.010		4.010	150.00
3136GAXB0	197348	108	FNMA Callable Bond	10/30/2025	4.400	26,000,000.00	26,000,000.00	25,943,502.00	0.00	193,844.44	10/15/2030	1/15/2026	100.000	4.400		4.400	(56,498.00)
3130B8E65	197326	108	FHLB Callable Bond	10/29/2025	4.000	22,000,000.00	22,000,000.00	21,925,772.00	0.00	151,555.56	10/16/2030	10/16/2026	100.000	4.000		4.000	(74,228.00)
3134HBZ38	197206	108	FHLMC Callable Bond	10/17/2025	4.200	20,000,000.00	20,000,000.00	19,989,020.00	0.00	172,666.67	10/17/2030	4/17/2026	100.000	4.200		4.200	(10,980.00)
3134HBZ38	197207	108	FHLMC Callable Bond	10/17/2025	4.200	26,000,000.00	26,000,000.00	25,985,726.00	0.00	224,466.67	10/17/2030	4/17/2026	100.000	4.200		4.200	(14,274.00)
3130B82Q4	197238	108	FHLB Callable Bond	10/21/2025	4.125	16,750,000.00	16,750,000.00	16,723,300.50	0.00	134,348.96	10/21/2030		100.000	4.125		4.125	(26,699.50)
3130B8GC0	197552	108	FHLB Callable Bond	11/18/2025	4.400	25,000,000.00	25,000,000.00	24,983,600.00	0.00	131,388.89	11/4/2030	2/4/2026	100.000	4.400		4.400	(16,400.00)
3134HCGD5	197922	108	FHLMC Callable Bond	12/12/2025	4.200	27,000,000.00	27,003,150.00	26,949,501.00	3,150.00	63,000.00	12/11/2030		100.000	4.200		4.200	(53,649.00)
3134HCLV9	198080	108	FHLMC Callable Bond	12/30/2025	4.125	30,000,000.00	30,000,000.00	29,962,140.00	0.00	3,437.50	12/16/2030	12/16/2026	100.000	4.125		4.125	(37,860.00)
3134HCLP2	198042	108	FHLMC Callable Bond	12/24/2025	4.200	18,000,000.00	18,000,000.00	17,999,010.00	0.00	14,700.00	12/18/2030		100.000	4.200		4.200	(990.00)
3134HCLP2	198107	108	FHLMC Callable Bond	12/31/2025	4.200	35,000,000.00	35,028,583.33	35,026,658.33	28,583.33	28,583.33	12/18/2030		100.000	4.200		4.200	(1,925.00)
3134HCHQ5	198043	108	FHLMC Callable Bond	12/24/2025	4.300	30,000,000.00	30,000,000.00	29,972,400.00	0.00	25,083.33	12/24/2030	3/24/2026	100.000	4.300		4.300	(27,600.00)
3136GCCS2	198108	108	FNMA Callable Bond	12/31/2025	4.225	20,000,000.00	20,000,000.00	19,969,820.00	0.00	0.00	12/27/2030	3/27/2026	100.000	4.223		4.223	(30,180.00)
3134HCLL1	198079	108	FHLMC Callable Bond	12/30/2025	4.000	9,250,000.00	9,250,000.00	9,235,597.75	0.00	1,027.78	12/30/2030	3/30/2026	100.000	4.374		4.374	(14,402.25)
108 Total						5,884,912,061.65	5,854,467,428.91	5,867,444,382.86	229,046.66	29,942,385.15							12,976,953.95
31607A703	165749	109	Fidelity Money Market Fund	10/1/2024	3.710	0.00	0.00	0.00	0.00	0.00			100.000	3.710		3.710	0.00
09248U700	185328	109	BlackRock Money Market Fund	10/1/2024	3.652	0.00	0.00	0.00	0.00	0.00			100.000	3.652		3.652	0.00
46514AP60	192043	109	State of Israel Jubilee Bonds	1/15/2024	4.640	10,000,000.00	10,000,000.00	10,000,000.00	0.00	77,545.21	1/1/2026		100.000	4.641		4.641	0.00
912797RA7	197364	109	U.S. Treasury Bill	10/31/2025	3.818	9,952,000.00	9,885,505.71	9,952,000.00	0.00	65,438.83	1/2/2026		99.332	3.897		3.897	66,494.29
912797SE8	197329	109	U.S. Treasury Bill	10/29/2025	3.713	40,000,000.00	39,715,336.67	39,984,640.00	0.00	264,035.55	1/6/2026		99.288	3.792		3.792	269,303.33
912797SE8	197906	109	U.S. Treasury Bill	12/11/2025	3.617	29,176,000.00	29,099,792.61	29,164,796.42	0.00	61,552.12	1/6/2026		99.739	3.676		3.676	65,003.81
21920PA80	197413	109	Cornell Univ Comm Paper	11/5/2025	3.930	16,495,000.00	16,379,754.93	16,379,754.93	0.00	102,640.14	1/8/2026		99.301	4.013		4.013	0.00
912797SF5	197553	109	U.S. Treasury Bill	11/18/2025	3.828	48,754,000.00	48,463,724.10	48,701,735.71	0.00	228,073.92	1/13/2026		99.405	3.904		3.904	238,011.61
912797RJ8	197905	109	U.S. Treasury Bill	12/11/2025	3.605	49,674,000.00	49,499,899.53	49,610,417.28	0.00	104,460.28	1/15/2026		99.650	3.668		3.668	110,517.75
313385RW8	196478	109	FHLB Disc Note	7/31/2025	4.140	18,147,000.00	17,794,313.06	18,118,690.68	0.00	321,383.37	1/16/2026		98.057	4.222		4.222	324,377.62
313385SA5	197373	109	FHLB Disc Note	11/3/2025	3.775	34,537,000.00	34,254,516.12	34,469,652.85	0.00	213,673.70	1/20/2026		99.182	3.806		3.806	215,136.73
313385SB3	196930	109	FHLB Disc Note	9/25/2025	3.835	29,800,000.00	29,425,405.72	29,738,999.40	0.00	311,103.72	1/21/2026		98.743	3.884		3.884	313,593.68
313589SB0	197753	109	FNMA Disc Note	12/2/2025	3.735	6,031,000.00	5,999,714.19	6,018,654.54	0.00	18,771.49	1/21/2026		99.481	3.754		3.754	18,940.35
313397SG7	197715	109	FHLMC Disc Note	11/28/2025	3.800	33,485,000.00	33,276,462.86	33,400,115.53	0.00	120,173.95	1/26/2026		99.377	3.824		3.824	123,652.67
912797RK5	197943	109	U.S. Treasury Bill	12/16/2025	3.598	14,489,000.00	14,425,283.82	14,450,691.08	0.00	23,169.52	1/29/2026		99.560	3.664		3.664	25,407.26
313385SL1	197330	109	FHLB Disc Note	10/29/2025	3.730	15,095,000.00	14,949,547.10	15,050,847.13	0.00	100,096.62	1/30/2026		99.036	3.766		3.766	101,300.03
313385SQ0	197363	109	FHLB Disc Note	10/31/2025	3.805	49,910,000.00	49,408,855.08	49,743,849.61	0.00	327,063.00	2/3/2026		98.996	3.844		3.844	334,994.53
21920PB55	197384	109	Cornell Univ Comm Paper	11/4/2025	3.920	12,710,000.00	12,581,290.07	12,581,290.07	0.00	80,270.71	2/5/2026		98.987	4.015		4.015	0.00
313385TA4	197469	109	FHLB Disc Note	11/10/2025	3.765	16,234,000.00	16,072,708.45	16,164,063.93	0.00	88,285.90	2/13/2026		99.006	3.803		3.803	91,355.48
912797SR9	197435	109	U.S. Treasury Bill	11/6/2025	3.719	42,373,000.00	41,922,191.89	42,181,558.79	0.00	245,099.55	2/17/2026		98.936	3.811		3.811	259,366.90
912797PM3	197599	109	U.S. Treasury Bill	11/20/2025	3.778	28,270,000.00	28,000,023.07	28,135,604.42	0.00	124,604.74	2/19/2026		99.045	3.867		3.867	135,581.35
89233HBS2	196477	109	Toyota Comm Paper	7/31/2025	4.340	20,000,000.00	19,493,666.67	19,882,260.00	0.00	371,311.11	2/26/2026		97.468	4.501		4.501	388,593.33
3130ALGH1	183862	109	FHLB Step-Up Bond	2/26/2021	1.500	6,000,000.00	6,000,000.00	5,984,838.00	0.00	31,250.00	2/26/2026		100.000	0.800		0.800	(15,162.00)
912797ST5	197856	109	U.S. Treasury Bill	12/9/2025	3.622	13,918,000.00	13,800,390.58	13,835,577.60	0.00	32,202.58	3/3/2026		99.155	3.703		3.703	35,187.02
21920PC54	197855	109	Cornell Univ Comm Paper	12/9/2025	3.900	18,787,000.00	18,611,967.78	18,656,430.35	0.00	46,810.94	3/5/2026		99.068	3.991		3.991	44,462.57
3130ALGE8	183968	109	FHLB Step-Up Bond	3/10/2021	2.000	5,000,000.00	5,000,000.00	4,984,655.00	0.00	30,833.33	3/10/2026		100.000	0.850		0.850	(15,345.00)
313385UC8	197875	109	FHLB Disc Note	12/10/2025	3.640	7,065,000.00	6,999,994.15	7,016,647.14	0.00	15,715.70	3/11/2026		99.080	3.674		3.674	16,652.99
313385UM6	198016	109	FHLB Disc Note	12/23/2025	3.575	13,347,000.00	13,231,687.48	13,243,907.77	0.00	11,928.88	3/20/2026		99.136	3.606		3.606	12,220.29
3130ALM27	184064	109	FHLB Step-Up Bond	3/23/2021	2.000	6,000,000.00	6,000,000.00	5,977,914.00	0.00	32,666.67	3/23/2026		100.000	1.010		1.010	(22,086.00)
62479MC50	198058	109	MUFG Comm Paper	12/26/2025	3.780	40,000,000.00	39,622,000.00	39,642,720.00	0.00	25,200.00	3/26/2026		99.055	3.869		3.869	20,720.00
313385VE3	198069	109	FHLB Disc Note	12/29/2025	3.525	43,113,000.00	42,699,294.84	42,706,013.28	0.00	12,664.44	4/6/2026		99.040	3.559		3.559	6,718.44
912797TH0	198070	109	U.S. Treasury Bill	12/29/2025	3.531	41,431,000.00	41,000,236.60	41,017,808.64	0.00	12,191.42	4/14/2026		98.960	3.618		3.618	17,572.04
46514YRJ8	193152	109	State of Israel Jubilee Bonds	6/1/2024	5.270	11,000,000.00	11,000,000.00	10,995,149.00	0.00	96,881.37	6/1/2026		100.000	5.270		5.270	(4,851.00)
46514XX95	195084	109	State of Israel Jubilee Bonds	2/1/2025	4.780	9,000,000.00	9,000,000.00	8,991,558.00	0.00	71,896.44	2/1/2026		100.000	4.823		4.823	(8,442.00)
3133EPK6E	192686	109	FFCB Bullet	3/26/2024	4.500	11,049,000.00	11,049,134.93	11,180,710.45	0.00	131,218.75	3/26/2027		99.981	4.507		4.507	131,575.52
3130B7QK3	196799	109	FHLB Callable Bond	9/15/2025	4.125	11,505,000.00	1										

**EOM - REPORT WRITER
Investment Inventory
Sorted by Fund
December 31, 2025**

CUSIP	Investment #	Fund Number	Issuer	Purchase Date	Cur Rate	Par Value	Book Value	Market Value	Pur Accr Interest	Accrued Interest	Maturity Date	Call Date	Purchase Price	YTM	YTC	YTW	Unrealized G/L
3130B7QK3	196800	109	FHLM Callable Bond	9/15/2025	4.125	7,000,000.00	7,000,000.00	7,000,000.00	0.00	85,020.83	9/1/2027	1/1/2026	100.000	4.126	4.091	4.091	0.00
3134HBX63	197139	109	FHLM Callable Bond	10/10/2025	4.125	15,000,000.00	15,000,000.00	15,000,810.00	0.00	139,218.75	10/6/2028	1/6/2026	100.000	4.125	4.125	4.125	810.00
3134HBZ61	197219	109	FHLMC Callable Bond	10/20/2025	4.000	18,000,000.00	18,000,000.00	18,006,670.00	0.00	142,000.00	10/20/2028	4/20/2026	100.000	4.000	4.000	4.000	6,678.00
3135GAVR9	197374	109	FNMA Callable Bond	11/3/2025	4.030	9,000,000.00	9,016,698.79	9,015,810.50	23,172.50	81,607.50	10/10/2029	4/10/2026	99.925	4.050		4.050	(888.29)
3136GAMX4	196545	109	FNMA Callable Bond	8/8/2025	4.000	10,000,000.00	10,000,000.00	10,039,480.00	0.00	158,888.89	8/8/2030	2/8/2027	100.000	4.000		4.000	39,480.00
3134HBY21	197272	109	FHLMC Callable Bond	10/23/2025	4.450	13,000,000.00	13,000,000.00	12,974,741.00	0.00	109,272.22	10/9/2030	1/9/2026	100.000	4.450	4.450	4.450	(25,259.00)
3134HBX48	197924	109	FHLMC Callable Bond	12/12/2025	4.000	24,975,000.00	25,131,298.64	25,151,548.28	174,825.00	227,550.00	10/9/2030	4/9/2027	99.925	4.016		4.016	20,249.64
3134HBX48	197925	109	FHLMC Callable Bond	12/12/2025	4.000	15,000,000.00	15,104,258.20	15,106,035.00	105,000.00	136,666.67	10/9/2030	4/9/2027	99.995	4.000		4.000	1,776.80
3130B8AQ5	197293	109	FHLM Callable Bond	10/24/2025	4.320	25,000,000.00	25,000,000.00	24,948,800.00	0.00	201,000.00	10/24/2030	1/24/2026	100.000	4.320	4.274	4.274	(51,200.00)
3136GC2Y0	197414	109	FNMA Callable Bond	11/5/2025	4.250	12,000,000.00	12,000,000.00	12,007,524.00	0.00	79,333.33	11/5/2030	5/5/2026	100.000	4.250		4.250	7,524.00
3136GC4R3	197453	109	FNMA Callable Bond	11/7/2025	4.000	15,000,000.00	15,000,000.00	14,976,570.00	0.00	90,000.00	11/7/2030	5/7/2027	100.000	4.000		4.000	(23,430.00)
3134HCHH5	197944	109	FHLMC Callable Bond	12/16/2025	4.000	8,700,000.00	8,700,000.00	8,700,556.80	0.00	14,500.00	12/16/2030		100.000	4.000		4.000	556.80
3134HCUJ9	198017	109	FHLMC Callable Bond	12/23/2025	4.070	15,000,000.00	15,000,000.00	14,987,835.00	0.00	13,566.67	12/23/2030	12/23/2026	100.000	4.070		4.070	(12,165.00)
109 Total						950,023,000.00	944,119,953.64	947,384,940.18	302,997.50	5,418,576.62							3,264,986.54
91282CGE5	191807	110	U.S. Treasury Note	12/15/2023	3.875	14,024,000.00	14,020,294.62	14,024,546.94	0.00	251,041.03	1/15/2026		98.562	4.605		4.605	4,252.32
91282CGL9	191808	110	U.S. Treasury Note	12/15/2023	4.000	9,165,000.00	9,158,734.56	9,167,648.68	0.00	138,471.20	2/15/2026		98.795	4.588		4.588	8,914.12
3130ALNE0	191818	110	FHLM Bullet	12/15/2023	0.875	10,000.00	9,910.54	9,930.62	0.00	22.12	3/30/2026		91.708	4.735		4.735	20.08
3130ALS21	191819	110	FHLM Bullet	12/15/2023	0.910	10,000.00	9,912.02	9,933.92	0.00	23.00	3/30/2026		91.845	4.705		4.705	21.90
3133EPPR0	191813	110	FFCB Bullet	12/15/2023	4.625	13,150,000.00	13,149,558.53	13,186,359.75	0.00	136,842.19	4/10/2026		99.972	4.635		4.635	36,801.22
91282CGV7	191809	110	U.S. Treasury Note	12/15/2023	3.750	5,712,000.00	5,699,991.30	5,714,713.20	0.00	45,900.00	4/15/2026		98.278	4.534		4.534	14,721.90
3133EPWD3	191820	110	FFCB Bullet	12/15/2023	4.875	2,493,000.00	2,494,746.47	2,501,673.15	0.00	23,969.16	4/20/2026		100.540	4.625		4.625	6,926.68
3130A2VE3	191821	110	FHLM Bullet	12/15/2023	3.000	110,000.00	108,907.08	109,511.82	0.00	1,008.33	9/11/2026		96.081	4.536		4.536	604.74
3130A8XY4	191823	110	FHLM Bullet	12/15/2023	1.875	230,000.00	226,043.96	227,246.90	0.00	1,317.71	9/11/2026		93.216	4.536		4.536	1,202.94
3133EPK61	191812	110	FFCB Bullet	12/15/2023	4.500	29,000,000.00	29,000,789.66	29,176,465.00	0.00	362,500.00	9/21/2026		100.010	4.498		4.498	175,675.34
110 Total						73,904,000.00	73,878,888.74	74,128,029.98	0.00	961,094.74							249,141.24
WACHOVIA8	151203	300	Wells Fargo Interest Bearing Acct		0.480	10,363,091.01	10,363,091.01	10,363,091.01	0.00	4,225.56			100.000	0.480		0.480	0.00
825252885	184865	300	Invesco Money Market Fund		3.681	6,000,000.00	6,000,000.00	6,000,000.00	0.00	18,966.78			100.000	3.681		3.681	0.00
31607A703	168034	300	Fidelity Money Market Fund		3.710	10,000,000.00	10,000,000.00	10,000,000.00	0.00	31,818.61			100.000	3.710		3.710	0.00
09248U700	186939	300	BlackRock Money Market Fund		3.652	5,792,467.93	5,792,467.93	5,792,467.93	0.00	44,138.53			100.000	3.652		3.652	0.00
4812C0670	184103	300	J.P. Morgan Money Market Fund	10/1/2024	3.665	0.00	0.00	0.00	0.00	0.00			100.000	3.665		3.665	0.00
313385RG3	196898	300	FHLM Disc Note	9/24/2025	3.815	5,000,000.00	4,947,013.89	4,999,025.00	0.00	52,456.25	1/2/2026		98.940	3.856		3.856	52,011.11
313385RK4	197000	300	FHLM Disc Note	10/1/2025	3.830	1,500,000.00	1,484,680.00	1,499,269.50	0.00	14,681.67	1/5/2026		98.979	3.870		3.870	14,589.50
313385RK4	197545	300	FHLM Disc Note	11/17/2025	3.850	3,000,000.00	2,984,279.17	2,998,539.00	0.00	14,437.50	1/5/2026		99.476	3.870		3.870	14,259.83
07286GA61	197529	300	Baylor Scott Comm Paper	11/14/2025	3.980	5,000,000.00	4,970,700.00	4,970,700.00	0.00	26,535.85	1/6/2026		99.414	4.059		4.059	0.00
98459SA65	196877	300	Yale Univ Comm Paper	9/23/2025	3.880	6,000,000.00	5,932,098.00	5,932,098.00	0.00	64,668.57	1/6/2026		98.868	3.979		3.979	0.00
14912EA72	197998	300	Caterpillar Comm Paper	12/19/2025	3.700	4,000,000.00	3,992,188.89	3,997,144.00	0.00	5,344.44	1/7/2026		99.805	3.759		3.759	4,955.11
313397RM5	197038	300	FHLMC Disc Note	10/2/2025	3.790	8,000,000.00	7,918,304.44	7,994,544.00	0.00	76,642.23	1/7/2026		98.979	3.829		3.829	76,239.56
14912EA80	197999	300	Caterpillar Comm Paper	12/19/2025	3.700	5,000,000.00	4,989,722.22	4,995,925.00	0.00	6,680.56	1/8/2026		99.794	3.759		3.759	6,202.78
912797RH2	196931	300	U.S. Treasury Bill	9/25/2025	3.779	6,000,000.00	5,933,874.50	5,996,520.00	0.00	61,717.13	1/8/2026		98.898	3.874		3.874	62,645.50
313397RP8	197037	300	FHLMC Disc Note	10/2/2025	3.785	8,000,000.00	7,916,730.00	7,992,984.00	0.00	76,541.11	1/9/2026		98.959	3.825		3.825	76,254.00
14912EAC1	198071	300	Caterpillar Comm Paper	12/29/2025	3.660	5,000,000.00	4,992,883.33	4,993,885.00	0.00	1,525.00	1/12/2026		99.858	3.716		3.716	1,001.67
30229BAC1	197072	300	Exxon Comm Paper	10/6/2025	3.830	5,000,000.00	4,947,869.44	4,947,869.44	0.00	46,279.17	1/12/2026		98.957	3.924		3.924	0.00
91411UAD7	197567	300	Univ of California Comm Paper	11/19/2025	3.900	5,000,000.00	4,970,208.33	4,993,200.00	0.00	23,291.67	1/13/2026		99.404	3.978		3.978	22,991.67
912797SF5	196960	300	U.S. Treasury Bill	9/26/2025	3.831	4,000,000.00	3,953,602.33	3,995,712.00	0.00	41,289.67	1/13/2026		98.840	3.930		3.930	42,109.67
313397RU7	197091	300	FHLMC Disc Note	10/8/2025	3.785	5,000,000.00	4,948,481.94	4,993,175.00	0.00	44,684.03	1/14/2026		98.970	3.824		3.824	44,693.06
47805GAF9	197908	300	Johns Hopkins Comm Paper	12/11/2025	3.780	5,000,000.00	4,981,625.00	4,992,300.00	0.00	11,025.00	1/15/2026		99.633	3.847		3.847	10,675.00
98459SAF5	197415	300	Yale Univ Comm Paper	11/5/2025	3.880	5,000,000.00	4,961,735.00	4,992,280.00	0.00	30,719.79	1/15/2026		99.235	3.965		3.965	30,545.00
912797RJ8	197065	300	U.S. Treasury Bill	10/3/2025	3.753	7,000,000.00	6,924,095.89	6,991,040.00	0.00	65,686.25	1/15/2026		98.916	3.847		3.847	66,944.11
313385RW8	197140	300	FHLM Disc Note	10/10/2025	3.790	3,000,000.00	2,969,048.33	2,995,320.00	0.00	26,214.17	1/16/2026		98.968	3.830		3.830	26,271.67
78009BAL6	197778	300	RBC Comm Paper	12/3/2025	3.920	5,000,000.00	4,973,866.67	4,989,710.00	0.00	15,788.89	1/20/2026		99.477	3.995		3.995	15,843.33
912797SG3	197066	300	U.S. Treasury Bill	10/3/2025	3.792	7,000,000.00	6,919,630.67	6,987,610.00	0.00	66,360.00	1/20/2026		98.852	3.889		3.889	67,979.33
313589SB0	197080	300	FNMA Disc Note	10/7/2025	3.770	5,000,000.00	4,944,497.22	4,989,765.00	0.00	45,030.56	1/21/2026		98.890	3.812		3.812	45,267.78
21																	

EOM - REPORT WRITER
Investment Inventory
Sorted by Fund
December 31, 2025

CUSIP	Investment #	Fund Number	Issuer	Purchase Date	Cur Rate	Par Value	Book Value	Market Value	Pur Accr Interest	Accrued Interest	Maturity Date	Call Date	Purchase Price	YTM	YTC	YTW	Unrealized G/L
3130AKU61	183560	300	FHLL Step-Up Bond	1/27/2021	0.750	2,000,000.00	2,000,000.00	1,996,034.00	0.00	6,416.67	1/27/2026		100.000	0.610		0.610	(3,966.00)
313589SJ3	197118	300	FNMA Disc Note	10/9/2025	3.740	5,000,000.00	4,942,341.67	4,986,350.00	0.00	43,633.33	1/28/2026		98.847	3.784		3.784	44,008.33
3130AKTT3	183599	300	FHLL Step-Up Bond	1/29/2021	1.000	2,000,000.00	2,000,000.00	1,996,086.00	0.00	8,444.44	1/29/2026		100.000	0.590		0.590	(3,914.00)
313385SL1	197120	300	FHLL Disc Note	10/9/2025	3.815	5,000,000.00	4,940,125.69	4,985,375.00	0.00	44,508.34	1/30/2026		98.803	3.861		3.861	45,249.31
30229BB22	197958	300	Exxon Comm Paper	12/17/2025	3.590	3,000,000.00	2,985,939.17	2,989,977.00	0.00	4,487.50	2/2/2026		99.531	3.657		3.657	4,037.83
313589SP9	197188	300	FNMA Disc Note	10/16/2025	3.725	5,000,000.00	4,943,607.64	4,983,845.00	0.00	39,836.80	2/2/2026		98.872	3.767		3.767	40,237.36
07286GB37	197488	300	Baylor Scott Comm Paper	11/12/2025	3.950	4,000,000.00	3,963,572.22	3,963,572.22	0.00	21,944.45	2/3/2026		99.089	4.042		4.042	0.00
98459SB31	197387	300	Yale Univ Comm Paper	11/4/2025	3.860	5,000,000.00	4,951,210.00	4,982,515.00	0.00	31,096.92	2/3/2026		99.024	3.952		3.952	31,305.00
912797SJ7	197152	300	U.S. Treasury Bill	10/14/2025	3.805	2,000,000.00	1,976,322.58	1,993,750.00	0.00	16,701.04	2/3/2026		98.816	3.904		3.904	17,427.42
30229BB48	197777	300	Exxon Comm Paper	12/3/2025	3.690	5,000,000.00	4,967,712.50	4,982,265.00	0.00	14,862.50	2/4/2026		99.354	3.766		3.766	14,552.50
91411UB46	197121	300	Univ of California Comm Paper	10/9/2025	3.950	5,000,000.00	4,935,263.89	4,980,305.00	0.00	46,083.33	2/4/2026		98.705	4.057		4.057	45,041.11
21920PB55	197388	300	Cornell Univ Comm Paper	11/4/2025	3.920	5,000,000.00	4,949,366.67	4,949,366.67	0.00	31,577.78	2/5/2026		98.987	4.015		4.015	0.00
912797RL3	197189	300	U.S. Treasury Bill	10/16/2025	3.787	5,000,000.00	4,941,092.67	4,983,270.00	0.00	40,498.79	2/5/2026		98.822	3.885		3.885	42,177.33
313385ST4	197160	300	FHLL Disc Note	10/15/2025	3.795	4,000,000.00	3,951,930.00	3,985,508.00	0.00	32,890.00	2/6/2026		98.798	3.841		3.841	33,578.00
313385SW7	197161	300	FHLL Disc Note	10/15/2025	3.790	4,000,000.00	3,950,730.00	3,984,332.00	0.00	32,846.67	2/9/2026		98.768	3.837		3.837	33,602.00
66844DBA9	197489	300	Northwestern Univ Comm Paper	11/12/2025	3.970	5,000,000.00	4,950,375.00	4,950,375.00	0.00	27,569.44	2/10/2026		99.008	4.065		4.065	0.00
912797SQ1	197210	300	U.S. Treasury Bill	10/17/2025	3.793	4,000,000.00	3,951,117.60	3,984,656.00	0.00	32,026.40	2/10/2026		98.778	3.893		3.893	33,538.40
66844DBB7	197519	300	Northwestern Univ Comm Paper	11/13/2025	3.970	5,000,000.00	4,950,375.00	4,950,375.00	0.00	27,018.06	2/11/2026		99.008	4.065		4.065	0.00
91411UBB0	197092	300	Univ of California Comm Paper	10/8/2025	4.130	4,000,000.00	3,942,180.00	3,942,180.00	0.00	39,005.56	2/11/2026		98.555	4.249		4.249	0.00
30229BBC0	197936	300	Exxon Comm Paper	12/15/2025	3.600	5,000,000.00	4,970,500.00	4,978,130.00	0.00	8,500.00	2/12/2026		99.410	3.672		3.672	7,630.00
912797RT6	197209	300	U.S. Treasury Bill	10/17/2025	3.745	4,000,000.00	3,950,898.89	3,983,640.00	0.00	31,624.44	2/12/2026		98.772	3.844		3.844	32,741.11
313397TA9	197222	300	FHLLC Disc Note	10/20/2025	3.700	5,000,000.00	4,940,388.89	4,978,460.00	0.00	37,513.89	2/13/2026		98.808	3.745		3.745	38,071.11
313385TE6	197221	300	FHLLC Disc Note	10/20/2025	3.725	3,000,000.00	2,962,750.00	2,962,750.00	0.00	22,660.42	2/17/2026		98.758	3.772		3.772	0.00
313397TF8	197240	300	FHLLC Disc Note	10/21/2025	3.695	4,000,000.00	3,950,733.33	3,980,808.00	0.00	29,560.00	2/18/2026		98.768	3.741		3.741	30,074.67
912797PM3	197223	300	U.S. Treasury Bill	10/20/2025	3.738	3,000,000.00	2,962,002.08	2,985,738.00	0.00	22,736.46	2/19/2026		98.733	3.838		3.838	23,735.92
313385TH9	197241	300	FHLLC Disc Note	10/21/2025	3.730	4,000,000.00	3,949,437.78	3,980,024.00	0.00	29,840.00	2/20/2026		98.736	3.778		3.778	30,586.22
313397TL5	197273	300	FHLLC Disc Note	10/23/2025	3.690	2,000,000.00	1,974,785.00	1,989,426.00	0.00	14,350.00	2/23/2026		98.739	3.737		3.737	14,641.00
313397TM3	197294	300	FHLLC Disc Note	10/24/2025	3.670	3,500,000.00	3,456,112.92	3,481,152.50	0.00	24,619.58	2/24/2026		98.746	3.717		3.717	25,039.58
62479MBR3	197302	300	MUFG Comm Paper	10/27/2025	3.900	4,000,000.00	3,947,566.67	3,976,896.00	0.00	28,600.00	2/25/2026		98.689	4.007		4.007	29,329.33
313589TP8	197314	300	FNMA Disc Note	10/28/2025	3.655	5,000,000.00	4,938,575.69	4,972,095.00	0.00	32,996.53	2/26/2026		98.772	3.700		3.700	33,519.31
78009BBT8	196040	300	RBC Comm Paper	6/3/2025	4.210	5,000,000.00	4,842,709.72	4,969,675.00	0.00	123,961.11	2/27/2026		96.854	4.376		4.376	126,965.28
313385TT3	197315	300	FHLLC Disc Note	10/28/2025	3.695	4,000,000.00	3,948,680.56	3,976,144.00	0.00	26,686.11	3/2/2026		98.717	3.743		3.743	27,463.44
313385TU0	197316	300	FHLLC Disc Note	10/28/2025	3.695	4,000,000.00	3,948,270.00	3,975,752.00	0.00	26,686.11	3/3/2026		98.707	3.743		3.743	27,462.00
62479MC43	197331	300	MUFG Comm Paper	10/29/2025	3.870	4,500,000.00	4,439,047.50	4,470,597.00	0.00	30,960.00	3/4/2026		98.646	3.978		3.978	31,549.50
21920PC54	197857	300	Cornell Univ Comm Paper	12/9/2025	3.900	5,000,000.00	4,953,416.67	4,965,250.00	0.00	12,458.33	3/5/2026		99.068	3.991		3.991	11,833.33
912797RV1	197350	300	U.S. Treasury Bill	10/30/2025	3.726	4,000,000.00	3,947,836.00	3,975,656.00	0.00	26,082.00	3/5/2026		98.696	3.828		3.828	27,820.00
89233HC69	197378	300	Toyota Comm Paper	11/3/2025	3.960	3,500,000.00	3,452,645.00	3,476,480.00	0.00	22,715.00	3/6/2026		98.647	4.070		4.070	23,835.00
313385TX4	197366	300	FHLLC Disc Note	10/31/2025	3.770	2,500,000.00	2,467,012.50	2,484,110.00	0.00	16,231.94	3/6/2026		98.681	3.820		3.820	17,097.50
62479MC92	197365	300	MUFG Comm Paper	10/31/2025	3.940	5,000,000.00	4,929,408.33	4,964,630.00	0.00	33,927.78	3/9/2026		98.588	4.052		4.052	35,221.67
62479MCA9	197377	300	MUFG Comm Paper	11/3/2025	3.940	4,000,000.00	3,944,402.22	3,971,272.00	0.00	25,828.89	3/10/2026		98.610	4.051		4.051	26,869.78
91411UCA1	197957	300	Univ of California Comm Paper	12/17/2025	3.750	4,000,000.00	3,965,416.67	3,965,416.67	0.00	6,250.00	3/10/2026		99.135	3.835		3.835	0.00
313385UC8	197376	300	FHLLC Disc Note	11/3/2025	3.755	4,000,000.00	3,946,595.56	3,972,624.00	0.00	24,616.11	3/11/2026		98.665	3.806		3.806	26,028.44
313385UD6	197389	300	FHLLC Disc Note	11/4/2025	3.740	4,000,000.00	3,946,808.89	3,972,232.00	0.00	24,102.22	3/12/2026		98.670	3.790		3.790	25,423.11
89233HCD4	197151	300	Toyota Comm Paper	10/14/2025	3.900	4,000,000.00	3,935,000.00	3,970,208.00	0.00	34,233.33	3/13/2026		98.375	4.019		4.019	35,208.00
313589UH4	197440	300	FNMA Disc Note	11/6/2025	3.690	3,500,000.00	3,453,362.50	3,474,334.50	0.00	20,090.00	3/16/2026		98.668	3.740		3.740	20,972.00
313385UJ3	197455	300	FHLLC Disc Note	11/7/2025	3.710	3,500,000.00	3,453,109.72	3,473,991.50	0.00	19,838.20	3/17/2026		98.660	3.760		3.760	20,881.78
313385UK0	197456	300	FHLLC Disc Note	11/7/2025	3.710	3,000,000.00	2,959,499.17	2,977,413.00	0.00	17,004.17	3/18/2026		98.650	3.761		3.761	17,913.83
313385UL8	197470	300	FHLLC Disc Note	11/10/2025	3.725	4,000,000.00	3,946,608.33	3,969,492.00	0.00	21,522.22	3/19/2026		98.665	3.775		3.775	22,883.67
313385UM6	197471	300	FHLLC Disc Note	11/10/2025	3.725	4,000,000.00	3,946,194.44	3,969,104.00	0.00	21,522.22	3/20/2026		98.655	3.776		3.776	22,909.56
313385UQ7	197554	300	FHLLC Disc Note	11/18/2025	3.740	3,000,000.00	2,961,041.67	2,975,946.00	0.00	13,713.33	3/23/2026		98.701	3.789		3.789	14,904.33
313385UR5	197565	300	FHLLC Disc Note	11/19/2025	3.730	3,000,000.00	2,961,145.83	2,975,652.00	0.00	13,365.83	3/24/2026		98.705	3.779		3.779	14,506.17
313385US3	197439	300	FHLLC Disc Note	11/6/2025	3.700	3,500,000.00	3,449,998.61	3,471,254.50	0.00	20,144.44	3/25/2026		98.571	3.754		3.754	21,255.89
313385UT1	197520	300	FHLLC Disc Note	11/13/2025	3.740	4,000,000.00	3,944,731.11	3,966,756.00	0.00	20,362.22	3/26/2026		98.618	3.792		3.792	22,024.89
313385UU8	197521	300	FHLLC Disc Note	11/13/2025	3.740	4,000,000.00	3,944,315.56	3,966,364.00	0.00	20,362.22	3/27/2026		98.608	3.793		3.793	22,048.44
313385UU8	197530	300	FHLLC Disc Note	11/14/2025	3.730	2,500,000.00	2,465,549.31	2,478,977.50	0.00	12,433.33	3/27/2026		98.622	3.782		3.782	13,428.19
313385UX2	197542	300	FHLLC Disc Note	11/17/2025	3.750	5,000,000.00	4,930,729.17	4,956,490.00	0.00	23,437.50	3/30/2026		98.615	3.803		3.803	25,760.83

EOM - REPORT WRITER
Investment Inventory
Sorted by Fund
December 31, 2025

CUSIP	Investment #	Fund Number	Issuer	Purchase Date	Cur Rate	Par Value	Book Value	Market Value	Pur Accr Interest	Accrued Interest	Maturity Date	Call Date	Purchase Price	YTM	YTC	YTW	Unrealized G/L
313385UY0	197543	300	FHLL Disc Note	11/17/2025	3.750	5,000,000.00	4,930,208.33	4,956,000.00	0.00	23,437.50	3/31/2026		98.604	3.803		3.803	25,791.67
313385UZ7	197544	300	FHLL Disc Note	11/17/2025	3.750	5,000,000.00	4,929,687.50	4,955,260.00	0.00	23,437.50	4/1/2026		98.594	3.803		3.803	25,572.50
313385VA1	197566	300	FHLL Disc Note	11/19/2025	3.720	3,000,000.00	2,958,460.00	2,972,859.00	0.00	13,330.00	4/2/2026		98.615	3.772		3.772	14,399.00
313385VE3	197657	300	FHLL Disc Note	11/24/2025	3.680	4,000,000.00	3,945,617.78	3,962,240.00	0.00	15,537.78	4/6/2026		98.640	3.731		3.731	16,622.22
313385VF0	197679	300	FHLL Disc Note	11/25/2025	3.675	4,000,000.00	3,945,691.67	3,961,848.00	0.00	15,108.33	4/7/2026		98.642	3.726		3.726	16,156.33
313397VG3	197754	300	FHLLMC Disc Note	12/2/2025	3.635	2,000,000.00	1,974,353.06	1,980,726.00	0.00	6,058.33	4/8/2026		98.718	3.682		3.682	6,372.94
912797SL2	197737	300	U.S. Treasury Bill	12/1/2025	3.672	5,000,000.00	4,934,206.42	4,952,105.00	0.00	15,810.86	4/9/2026		98.684	3.773		3.773	17,898.58
313589VJ9	197841	300	FNMA Disc Note	12/8/2025	3.600	5,000,000.00	4,938,500.00	4,950,835.00	0.00	12,000.00	4/10/2026		98.770	3.645		3.645	12,335.00
313397VM0	197858	300	FHLLMC Disc Note	12/9/2025	3.555	4,000,000.00	3,950,625.00	3,959,488.00	0.00	9,085.00	4/13/2026		98.766	3.599		3.599	8,863.00
313385VN3	197600	300	FHLL Disc Note	11/20/2025	3.725	3,500,000.00	3,447,487.85	3,464,205.50	0.00	15,210.42	4/14/2026		98.500	3.782		3.782	16,717.65
313397VP3	197859	300	FHLLMC Disc Note	12/9/2025	3.555	4,000,000.00	3,949,835.00	3,958,700.00	0.00	9,085.00	4/15/2026		98.746	3.600		3.600	8,865.00
912797QD2	197842	300	U.S. Treasury Bill	12/8/2025	3.598	5,000,000.00	4,935,544.79	4,949,110.00	0.00	11,991.67	4/16/2026		98.711	3.695		3.695	13,565.21
313589VR1	197876	300	FNMA Disc Note	12/10/2025	3.570	1,500,000.00	1,480,960.00	1,484,217.00	0.00	3,272.50	4/17/2026		98.731	3.616		3.616	3,257.00
313385VU7	197937	300	FHLL Disc Note	12/15/2025	3.535	4,500,000.00	4,444,323.75	4,451,323.50	0.00	7,511.88	4/20/2026		98.763	3.579		3.579	6,999.75
313385VV5	197945	300	FHLL Disc Note	12/16/2025	3.520	3,000,000.00	2,963,040.00	2,967,255.00	0.00	4,693.33	4/21/2026		98.768	3.564		3.564	4,215.00
313385VW3	197946	300	FHLL Disc Note	12/16/2025	3.520	3,000,000.00	2,962,746.67	2,966,961.00	0.00	4,693.33	4/22/2026		98.758	3.564		3.564	4,214.33
313589VX8	197982	300	FNMA Disc Note	12/18/2025	3.500	5,000,000.00	4,938,750.00	4,944,440.00	0.00	6,805.56	4/23/2026		98.775	3.543		3.543	5,690.00
313385VY9	198009	300	FHLL Disc Note	12/22/2025	3.540	5,000,000.00	4,939,525.00	4,943,950.00	0.00	4,916.67	4/24/2026		98.791	3.583		3.583	4,425.00
313385VB8	198018	300	FHLL Disc Note	12/23/2025	3.530	4,500,000.00	4,444,843.75	4,448,227.50	0.00	3,971.25	4/27/2026		98.774	3.574		3.574	3,383.75
313385VC6	198019	300	FHLL Disc Note	12/23/2025	3.530	4,500,000.00	4,444,402.50	4,447,786.50	0.00	3,971.25	4/28/2026		98.765	3.574		3.574	3,384.00
313385WD4	198047	300	FHLL Disc Note	12/24/2025	3.530	4,000,000.00	3,950,580.00	3,953,192.00	0.00	3,137.78	4/29/2026		98.765	3.574		3.574	2,612.00
313385WE2	198046	300	FHLL Disc Note	12/24/2025	3.530	4,000,000.00	3,950,187.78	3,952,800.00	0.00	3,137.78	4/30/2026		98.755	3.575		3.575	2,612.22
313385WF9	198087	300	FHLL Disc Note	12/30/2025	3.500	5,000,000.00	4,940,694.44	4,941,180.00	0.00	972.22	5/1/2026		98.814	3.542		3.542	485.56
313385VJ1	198088	300	FHLL Disc Note	12/30/2025	3.540	4,000,000.00	3,950,833.33	3,951,776.00	0.00	786.67	5/4/2026		98.771	3.584		3.584	942.67
313385WK8	198086	300	FHLL Disc Note	12/30/2025	3.540	2,000,000.00	1,975,220.00	1,975,694.00	0.00	393.33	5/5/2026		98.761	3.584		3.584	474.00
313397WL1	198109	300	FHLLMC Disc Note	12/31/2025	3.435	5,000,000.00	4,939,887.50	4,938,750.00	0.00	477.08	5/6/2026		98.798	3.477		3.477	(1,137.50)
912797SP3	198072	300	U.S. Treasury Bill	12/29/2025	3.490	5,000,000.00	4,937,478.00	4,938,665.00	0.00	1,454.00	5/7/2026		98.750	3.583		3.583	1,187.00
313397WN7	198110	300	FHLLMC Disc Note	12/31/2025	3.430	3,000,000.00	2,963,413.33	2,962,668.00	0.00	285.83	5/8/2026		98.780	3.472		3.472	(745.33)
3133EMZB1	184424	300	FFCB Callable Bond	5/13/2021	0.960	2,500,000.00	2,499,633.33	2,475,497.50	0.00	3,200.00	5/13/2026		99.800	1.001		1.001	(24,135.83)
3130AMKC5	184502	300	FHLL Step-Up Bond	5/28/2021	1.300	2,500,000.00	2,500,000.00	2,476,525.00	0.00	3,069.44	5/27/2026		100.000	1.040		1.040	(23,475.00)
78009BFA5	197877	300	RBC Comm Paper	12/10/2025	3.790	5,000,000.00	4,904,197.22	4,917,065.00	0.00	11,580.56	6/10/2026		98.084	3.918		3.918	12,867.78
3130ANF53	184821	300	FHLL Step-Up Bond	7/15/2021	1.500	2,000,000.00	2,000,000.00	1,977,446.00	0.00	13,833.33	7/15/2026		100.000	1.050		1.050	(22,554.00)
3130ANHD5	185058	300	FHLL Step-Up Bond	8/26/2021	2.500	2,000,000.00	2,000,000.00	1,990,276.00	0.00	17,361.11	8/26/2026	2/26/2026	100.000	1.300	1.157	1.157	(9,724.00)
3130ANHR4	185059	300	FHLL Step-Up Bond	8/26/2021	1.500	2,000,000.00	2,000,000.00	1,973,372.00	0.00	10,416.67	8/26/2026	2/26/2026	100.000	1.038	0.982	0.982	(26,628.00)
3130APL37	185627	300	FHLL Callable Bond	11/16/2021	1.400	2,000,000.00	2,000,000.00	1,962,406.00	0.00	3,500.00	11/16/2026	2/16/2026	100.000	1.400	1.400	1.400	(37,594.00)
300 Total						514,155,558.94	508,787,194.85	510,994,803.44	0.00	2,820,672.31							2,207,608.59
825252885	166180	411	Invesco Money Market Fund		3.681		7,517,930.82	7,517,930.82	0.00	24,266.68			100.000	3.681		3.681	0.00
949921126	197308	411	Allspring Money Market Fund	10/28/2025	3.720		5,000,000.00	5,000,000.00	0.00	15,901.48			100.000	3.720		3.720	0.00
31607A703	166179	411	Fidelity Money Market Fund		3.710	1,755,527.73	1,755,527.73	1,755,527.73	0.00	5,589.17			100.000	3.710		3.710	0.00
09248U700	184293	411	BlackRock Money Market Fund		3.652		0.00	0.00	0.00	0.00			100.000	3.652		3.652	0.00
4812C0670	184104	411	J.P. Morgan Money Market Fund		3.665	52,004,280.08	52,004,280.08	52,004,280.08	0.00	155,146.78			100.000	3.665		3.665	0.00
38141W273	197827	411	Goldman Sachs Money Market Fund	12/4/2025	3.666	30,000,389.40	30,000,389.40	30,000,389.40	0.00	40,418.81			100.000	3.666		3.666	0.00
62479MA29	197878	411	MUFG Comm Paper	12/10/2025	3.630	11,000,000.00	10,974,489.17	10,997,756.00	0.00	24,401.66	1/2/2026		99.768	3.689		3.689	23,266.83
313589RK1	197738	411	FNMA Disc Note	12/1/2025	3.740	15,000,000.00	14,945,458.33	14,992,695.00	0.00	48,308.34	1/5/2026		99.636	3.754		3.754	47,236.67
07286GA61	197531	411	Baylor Scott Comm Paper	11/14/2025	3.980	10,000,000.00	9,941,400.00	9,941,400.00	0.00	53,071.70	1/6/2026		99.414	4.059		4.059	0.00
98459SA65	196879	411	Yale Univ Comm Paper	9/23/2025	3.880	10,000,000.00	9,886,830.00	9,886,830.00	0.00	107,780.95	1/6/2026		98.868	3.979		3.979	0.00
313589RM7	197831	411	FNMA Disc Note	12/5/2025	3.630	10,000,000.00	9,966,725.00	9,993,180.00	0.00	27,225.00	1/7/2026		99.667	3.642		3.642	26,455.00
912797RH2	197830	411	U.S. Treasury Bill	12/5/2025	3.617	11,000,000.00	10,962,428.58	10,993,620.00	0.00	29,836.13	1/8/2026		99.658	3.679		3.679	31,191.42
62479MA94	197879	411	MUFG Comm Paper	12/10/2025	3.630	11,000,000.00	10,966,725.00	10,989,781.00	0.00	24,401.67	1/9/2026		99.698	3.692		3.692	23,056.00
89233HAC8	197153	411	Toyota Comm Paper	10/14/2025	3.980	6,500,000.00	6,435,325.00	6,492,050.50	0.00	56,770.28	1/12/2026		99.005	4.076		4.076	56,725.50
313589RS4	197755	411	FNMA Disc Note	12/2/2025	3.750	4,000,000.00	3,982,916.67	3,995,320.00	0.00	12,500.00	1/12/2026		99.573	3.766		3.766	12,403.33
91411UAD7	197569	411	Univ of California Comm Paper	11/19/2025	3.900	13,000,000.00	12,922,541.67	12,982,320.00	0.00	60,558.33	1/13/2026		99.404	3.978		3.978	59,778.33
313385RT5	197860	411	FHLL Disc Note	12/9/2025	3.630	6,000,000.00	5,978,825.00	5,992,398.00	0.00	13,915.00	1/13/2026		99.647	3.643		3.643	13,573.00
14912EAE7	198073	411	Caterpillar Comm Paper	12/29/2025	3.700	10,000,000.00	9,983,555.56	9,985,740.00	0.00	3,083.33	1/14/2026		99.836	3.758		3.758	2,184.44
313385RU2	197681	411	FHLL Disc Note	11/25/2025	3.830	7,000,000.00	6,962,763.89	6,990,445.00	0.00	27,554.72	1/14/2026		99.468	3.850		3.850	27,681.11
47805GAF9	197910	411	Johns Hopkins Comm Paper	12/11/2025	3.780	10,000,000.00	9,963,250.00	9,984,600.00	0.00	22,050.00	1/15/2026		99.633	3.847		3.847	21,350.00

EOM - REPORT WRITER
Investment Inventory
Sorted by Fund
December 31, 2025

CUSIP	Investment #	Fund Number	Issuer	Purchase Date	Cur Rate	Par Value	Book Value	Market Value	Pur Accr Interest	Accrued Interest	Maturity Date	Call Date	Purchase Price	YTM	YTC	YTW	Unrealized G/L
98459SAF5	197417	411	Yale Univ Comm Paper	11/5/2025	3.880	10,000,000.00	9,923,470.00	9,984,560.00	0.00	61,439.58	1/15/2026		99.235	3.965		3.965	61,090.00
912797RJ8	197811	411	U.S. Treasury Bill	12/4/2025	3.631	30,000,000.00	29,872,932.50	29,961,600.00	0.00	84,711.67	1/15/2026		99.576	3.697		3.697	88,667.50
313385RW8	197225	411	FHLB Disc Note	10/20/2025	3.850	37,539,000.00	37,185,716.30	37,480,439.16	0.00	293,064.89	1/16/2026		99.059	3.887		3.887	294,722.86
78009BAL6	197779	411	RBC Comm Paper	12/3/2025	3.920	16,000,000.00	15,916,373.33	15,967,072.00	0.00	50,524.45	1/20/2026		99.477	3.995		3.995	50,698.67
313397SA0	196984	411	FHLMC Disc Note	9/30/2025	3.730	20,000,000.00	19,767,911.11	19,961,000.00	0.00	192,716.67	1/20/2026		98.840	3.774		3.774	193,088.89
313385SB3	197805	411	FHLB Disc Note	12/4/2025	3.640	30,000,000.00	29,854,400.00	29,938,590.00	0.00	84,933.33	1/21/2026		99.515	3.658		3.658	84,190.00
30229BAN7	197938	411	Exxon Comm Paper	12/15/2025	3.620	16,000,000.00	15,938,862.22	15,964,288.00	0.00	27,351.11	1/22/2026		99.618	3.684		3.684	25,425.78
30229BAP2	197909	411	Exxon Comm Paper	12/11/2025	3.620	10,000,000.00	9,956,761.11	9,976,680.00	0.00	21,116.67	1/23/2026		99.568	3.686		3.686	19,918.89
313385SG2	197947	411	FHLB Disc Note	12/16/2025	3.610	17,000,000.00	16,930,106.39	16,956,905.00	0.00	27,275.56	1/26/2026		99.589	3.625		3.625	26,798.61
62479MAT0	197960	411	MUFG Comm Paper	12/17/2025	3.620	3,000,000.00	2,987,631.67	2,991,825.00	0.00	4,525.00	1/27/2026		99.588	3.685		3.685	4,193.33
912797SH1	197912	411	U.S. Treasury Bill	12/11/2025	3.588	5,000,000.00	4,976,578.33	4,987,730.00	0.00	10,465.00	1/27/2026		99.532	3.655		3.655	11,151.67
3130AKU61	183562	411	FHLB Step-Up Bond	1/27/2021	0.750	3,000,000.00	3,000,000.00	2,994,051.00	0.00	9,625.00	1/27/2026		100.000	0.610		0.610	(5,949.00)
313385SJ6	197688	411	FHLB Disc Note	11/26/2025	3.800	11,000,000.00	10,926,850.00	10,969,970.00	0.00	41,800.00	1/28/2026		99.335	3.825		3.825	43,120.00
912797RK5	197948	411	U.S. Treasury Bill	12/16/2025	3.601	17,000,000.00	16,925,172.99	16,955,052.00	0.00	27,209.82	1/29/2026		99.560	3.667		3.667	29,879.01
62479MAW3	198020	411	MUFG Comm Paper	12/23/2025	3.620	14,000,000.00	13,946,504.44	13,957,776.00	0.00	12,670.00	1/30/2026		99.618	3.684		3.684	11,271.56
313589SP9	198048	411	FNMA Disc Note	12/24/2025	3.550	7,000,000.00	6,972,388.89	6,977,383.00	0.00	5,522.22	2/2/2026		99.606	3.564		3.564	4,994.11
07286GB37	197490	411	Baylor Scott Comm Paper	11/12/2025	3.950	10,000,000.00	9,908,930.56	9,908,930.56	0.00	54,861.11	2/3/2026		99.089	4.042		4.042	0.00
98459SB31	197390	411	Yale Univ Comm Paper	11/4/2025	3.860	10,000,000.00	9,902,420.00	9,965,030.00	0.00	62,193.85	2/3/2026		99.024	3.952		3.952	62,610.00
912797SJ7	198010	411	U.S. Treasury Bill	12/22/2025	3.556	11,000,000.00	10,953,272.86	10,965,625.00	0.00	10,866.78	2/3/2026		99.575	3.621		3.621	12,352.14
91411UB46	197125	411	Univ of California Comm Paper	10/9/2025	3.950	10,000,000.00	9,870,527.78	9,960,610.00	0.00	92,166.67	2/4/2026		98.705	4.057		4.057	90,082.22
21920PB55	197391	411	Cornell Univ Comm Paper	11/4/2025	3.920	9,000,000.00	8,908,860.00	8,908,860.00	0.00	56,840.00	2/5/2026		98.987	4.015		4.015	0.00
313385SW7	198089	411	FHLB Disc Note	12/30/2025	3.500	18,000,000.00	17,928,250.00	17,929,494.00	0.00	3,500.00	2/9/2026		99.601	3.514		3.514	1,244.00
66844DBA9	197491	411	Northwestern Univ Comm Paper	11/12/2025	3.970	10,000,000.00	9,900,750.00	9,900,750.00	0.00	55,138.89	2/10/2026		99.008	4.065		4.065	0.00
66844DBB7	197524	411	Northwestern Univ Comm Paper	11/13/2025	3.970	10,000,000.00	9,900,750.00	9,900,750.00	0.00	54,036.11	2/11/2026		99.008	4.065		4.065	0.00
91411UBB0	197095	411	Univ of California Comm Paper	10/8/2025	4.130	6,000,000.00	5,913,270.00	5,913,270.00	0.00	58,508.33	2/11/2026		98.555	4.249		4.249	0.00
912797RT6	198112	411	U.S. Treasury Bill	12/31/2025	3.550	12,000,000.00	11,949,110.93	11,950,920.00	0.00	1,183.47	2/12/2026		99.576	3.615		3.615	1,809.07
313397TE1	198059	411	FHLMC Disc Note	12/26/2025	3.565	12,000,000.00	11,937,018.33	11,943,600.00	0.00	7,130.00	2/17/2026		99.475	3.584		3.584	6,581.67
313397TF8	197556	411	FHLMC Disc Note	11/18/2025	3.790	26,873,000.00	26,612,720.07	26,744,063.35	0.00	124,481.71	2/18/2026		99.031	3.827		3.827	131,343.28
3130AKZG4	183780	411	FHLB Step-Up Bond	2/18/2021	1.500	5,000,000.00	4,999,960.83	4,985,605.00	0.00	27,708.33	2/18/2026		99.970	0.619		0.619	(14,355.83)
912797PM3	197067	411	U.S. Treasury Bill	10/3/2025	3.708	17,000,000.00	16,756,643.82	16,919,182.00	0.00	157,568.75	2/19/2026		98.568	3.814		3.814	162,538.18
912797PM3	197812	411	U.S. Treasury Bill	12/4/2025	3.578	30,000,000.00	29,770,443.75	29,857,380.00	0.00	83,475.00	2/19/2026		99.235	3.655		3.655	86,936.25
313385TH9	197568	411	FHLB Disc Note	11/19/2025	3.755	17,000,000.00	16,835,092.92	16,915,102.00	0.00	76,247.36	2/20/2026		99.030	3.792		3.792	80,009.08
313385TL0	197806	411	FHLB Disc Note	12/4/2025	3.625	30,000,000.00	29,755,312.50	29,841,390.00	0.00	84,583.33	2/23/2026		99.184	3.655		3.655	86,077.50
313385TN6	198111	411	FHLB Disc Note	12/31/2025	3.520	12,000,000.00	11,934,293.33	11,934,204.00	0.00	1,173.33	2/25/2026		99.452	3.539		3.539	(89.33)
3130ALGH1	183864	411	FHLB Step-Up Bond	2/26/2021	1.500	4,600,000.00	4,600,000.00	4,588,375.80	0.00	23,958.33	2/26/2026		100.000	0.800		0.800	(11,624.20)
91411UCC7	197959	411	Univ of California Comm Paper	12/17/2025	3.800	10,000,000.00	9,910,277.80	9,910,277.80	0.00	15,833.33	3/12/2026		99.103	3.888		3.888	0.00
313589UK7	197983	411	FNMA Disc Note	12/18/2025	3.550	23,121,000.00	22,915,801.13	22,946,921.99	0.00	31,919.82	3/18/2026		99.113	3.582		3.582	31,120.86
313385UM6	197658	411	FHLB Disc Note	11/24/2025	3.705	20,000,000.00	19,761,233.33	19,845,520.00	0.00	78,216.67	3/20/2026		98.806	3.750		3.750	84,286.67
313385UQ7	197807	411	FHLB Disc Note	12/4/2025	3.625	30,000,000.00	29,670,729.17	29,759,460.00	0.00	84,583.33	3/23/2026		98.902	3.665		3.665	88,730.83
3130ALGJ7	184066	411	FHLB Callable Bond	3/23/2021	1.000	5,362,500.00	5,362,500.00	5,331,778.24	0.00	14,597.92	3/23/2026		100.000	1.000		1.000	(30,721.76)
912797TA5	197813	411	U.S. Treasury Bill	12/4/2025	3.602	30,000,000.00	29,669,816.67	29,762,160.00	0.00	84,046.67	3/24/2026		98.899	3.693		3.693	92,343.33
313385VR4	198049	411	FHLB Disc Note	12/24/2025	3.580	16,398,000.00	16,212,101.34	16,225,460.24	0.00	13,045.52	4/17/2026		98.866	3.621		3.621	13,358.90
313385VX1	197808	411	FHLB Disc Note	12/4/2025	3.610	30,000,000.00	29,578,833.33	29,666,640.00	0.00	84,233.33	4/23/2026		98.596	3.661		3.661	87,806.67
912797SM0	197814	411	U.S. Treasury Bill	12/4/2025	3.568	30,000,000.00	29,583,791.67	29,673,330.00	0.00	83,241.67	4/23/2026		98.613	3.668		3.668	89,538.33
3130AM7K2	184357	411	FHLB Step-Up Bond	4/30/2021	1.250	3,000,000.00	3,000,000.00	2,976,600.00	0.00	6,354.17	4/30/2026		100.000	1.000		1.000	(23,400.00)
912797SV0	197815	411	U.S. Treasury Bill	12/4/2025	3.583	30,000,000.00	29,498,450.00	29,594,250.00	0.00	83,591.67	5/21/2026		98.328	3.694		3.694	95,800.00
313385XC5	197809	411	FHLB Disc Note	12/4/2025	3.580	30,000,000.00	29,495,816.67	29,585,820.00	0.00	83,533.33	5/22/2026		98.319	3.641		3.641	90,003.33
3130AMKC5	184475	411	FHLB Step-Up Bond	5/27/2021	1.300	2,000,000.00	2,000,000.00	1,981,220.00	0.00	2,455.56	5/27/2026		100.000	1.040		1.040	(18,780.00)
912797SX6	197816	411	U.S. Treasury Bill	12/4/2025	3.572	23,367,000.00	22,945,028.33	23,021,028.20	0.00	64,918.72	6/4/2026		98.194	3.688		3.688	75,999.87
313385YL4	197810	411	FHLB Disc Note	12/4/2025	3.550	30,000,000.00	29,405,375.00	29,498,310.00	0.00	82,833.33	6/23/2026		98.018	3.660		3.660	92,935.00
313385ZS8	197799	411	FHLB Disc Note	12/4/2025	3.520	30,000,000.00	29,322,400.00	29,416,050.00	0.00	82,133.33	7/23/2026		97.741	3.637		3.637	93,650.00
313385C79	197800	411	FHLB Disc Note	12/4/2025	3.485	30,000,000.00	29,244,916.67	29,340,810.00	0.00	81,316.67	8/21/2026		97.483	3.607		3.607	95,893.33
3130ANKW9	185048	411	FHLB Step-Up Bond	8/25/2021	1.500	5,000,000.00	5,000,000.00	4,931,445.00	0.00	26,250.00	8/25/2026	2/25/2026	100.000	0.975	0.500	0.500	(68,555.00)
3130ANJ92	185119	411	FHLB Step-Up Bond	9/2/2021	1.000	5,000,000.00	4,999,862.97	4,916,105.00	0.00	17,500.00	8/25/2026		99.979	0.937		0.937	(83,757.97)
3130ANLN8	185060	411	FHLB Step-Up Bond	8/26/2021	2.000	5,000,000.00	5,000,000.00	4,973,545.00	0.00	34,722.22	8/26/2026	2/26/2026	100.000	1.040	0.929	0.929	(26,455.00)
313385G83	197801	411	FHLB Disc Note	12/4/2025	3.440	30,000,000.00	29,160,066.67	29,254,080.00	0.00	80,266.67	9/23/2026		97.200	3.567		3.567	94,013.33

EOM - REPORT WRITER
Investment Inventory
Sorted by Fund
December 31, 2025

CUSIP	Investment #	Fund Number	Issuer	Purchase Date	Cur Rate	Par Value	Book Value	Market Value	Pur Accr Interest	Accrued Interest	Maturity Date	Call Date	Purchase Price	YTM	YTC	YTW	Unrealized G/L
313385L61	197802	411	FHBL Disc Note	12/4/2025	3.410	30,000,000.00	29,082,141.67	29,189,700.00	0.00	79,566.67	10/23/2026		96.940	3.541		3.541	107,558.33
3130APL37	185629	411	FHBL Callable Bond	11/16/2021	1.400	5,000,000.00	5,000,000.00	4,906,015.00	0.00	8,750.00	11/16/2026	2/16/2026	100.000	1.400	1.400	1.400	(93,985.00)
313385Q58	197803	411	FHBL Disc Note	12/4/2025	3.370	30,000,000.00	29,005,850.00	29,113,020.00	0.00	78,633.33	11/23/2026		96.686	3.505		3.505	107,170.00
313385R81	197804	411	FHBL Disc Note	12/4/2025	3.360	30,000,000.00	28,978,000.00	29,093,040.00	0.00	78,400.00	12/4/2026		96.593	3.496		3.496	115,040.00
411 Total						1,251,038,628.03	1,237,373,641.28	1,240,466,912.87	0.00	4,124,296.28							3,093,271.59
313385TA4	196607	414	FHBL Disc Note	8/15/2025	3.910	126,405.00	123,906.32	125,860.45	0.00	1,908.33	2/13/2026		98.023	3.989		3.989	1,954.13
313385TA4	196608	414	FHBL Disc Note	8/15/2025	3.910	218,595.00	214,273.99	217,653.29	0.00	3,300.11	2/13/2026		98.023	3.989		3.989	3,379.30
313589TA1	197183	414	FNMA Disc Note	10/15/2025	3.720	379,214.00	374,472.56	377,580.35	0.00	3,056.47	2/13/2026		98.750	3.767		3.767	3,107.79
313589TA1	197184	414	FNMA Disc Note	10/15/2025	3.720	657,786.00	649,561.48	654,952.26	0.00	5,301.76	2/13/2026		98.750	3.767		3.767	5,390.78
313589VP5	197181	414	FNMA Disc Note	10/15/2025	3.610	534,206.00	524,456.44	528,690.32	0.00	4,178.38	4/15/2026		98.175	3.677		3.677	4,233.88
313589VP5	197182	414	FNMA Disc Note	10/15/2025	3.610	3,977,794.00	3,905,197.05	3,936,723.28	0.00	31,112.98	4/15/2026		98.175	3.677		3.677	31,526.23
313397VV9	197534	414	FHLMC Disc Note	11/14/2025	3.595	3,278.00	3,218.42	3,234.98	0.00	15.71	5/15/2026		98.183	3.662		3.662	16.56
313397VV9	197535	414	FHLMC Disc Note	11/14/2025	3.595	5,722.00	5,618.01	5,646.90	0.00	27.43	5/15/2026		98.183	3.661		3.661	28.89
414 Total						5,903,000.00	5,800,704.27	5,850,341.83	0.00	48,901.17							49,637.56
09248U700	192360	415	BlackRock Money Market Fund		3.652	3,117.96	3,117.96	3,117.96	0.00	9.80			100.000	3.652		3.652	0.00
912797PD3	196408	415	U.S. Treasury Bill	7/22/2025	4.090	40,067,000.00	39,229,421.62	39,987,787.54	0.00	741,985.20	1/22/2026		97.910	4.235		4.235	758,365.92
313589TF0	197601	415	FNMA Disc Note	11/20/2025	3.790	42,409,000.00	42,007,174.73	42,205,521.62	0.00	187,518.46	2/18/2026		99.053	3.826		3.826	198,346.89
313397UL3	197984	415	FHLMC Disc Note	12/18/2025	3.540	16,963,000.00	16,811,209.42	16,833,623.20	0.00	23,352.40	3/19/2026		99.105	3.572		3.572	22,413.78
415 Total						99,442,117.96	98,050,923.73	99,030,050.32	0.00	952,865.86							979,126.59
09248U700	192361	416	BlackRock Money Market Fund		3.652	3,369.79	3,369.79	3,369.79	0.00	10.59			100.000	3.652		3.652	0.00
313385RG3	195992	416	FHBL Disc Note	5/27/2025	4.100	19,341,000.00	18,856,400.50	19,337,228.51	0.00	482,396.78	1/2/2026		97.494	4.278		4.278	480,828.01
912797RA7	196340	416	U.S. Treasury Bill	7/11/2025	4.126	13,548,000.00	13,276,301.45	13,548,000.00	0.00	270,145.99	1/2/2026		97.995	4.268		4.268	271,698.55
912797PM3	196729	416	U.S. Treasury Bill	9/4/2025	3.849	25,000,000.00	24,550,950.00	24,881,150.00	0.00	318,077.08	2/19/2026		98.204	3.974		3.974	330,200.00
78009BCW0	196302	416	RBC Comm Paper	7/7/2025	4.170	25,801,000.00	25,006,028.19	25,558,677.01	0.00	531,973.62	3/30/2026		96.919	4.333		4.333	552,648.82
912797QD2	196728	416	U.S. Treasury Bill	9/4/2025	3.681	25,177,000.00	24,600,424.32	24,920,748.49	0.00	306,305.83	4/16/2026		97.710	3.806		3.806	320,324.17
912797QN0	197042	416	U.S. Treasury Bill	10/2/2025	3.571	40,017,000.00	39,127,889.84	39,504,182.15	0.00	361,201.00	5/14/2026		97.778	3.690		3.690	376,292.31
313397YF2	197228	416	FHLMC Disc Note	10/20/2025	3.470	25,801,000.00	25,201,649.94	25,381,914.36	0.00	181,545.87	6/18/2026		97.677	3.586		3.586	180,264.42
313385ZH2	197461	416	FHBL Disc Note	11/7/2025	3.575	25,801,000.00	25,163,016.52	25,320,946.59	0.00	140,920.05	7/14/2026		97.527	3.690		3.690	157,930.07
313385B88	197460	416	FHBL Disc Note	11/7/2025	3.530	29,694,000.00	28,878,734.73	29,061,131.78	0.00	160,141.39	8/14/2026		97.254	3.653		3.653	182,397.05
78009BJ11	197832	416	RBC Comm Paper	12/5/2025	3.710	25,801,000.00	25,083,087.18	25,162,709.06	0.00	71,791.28	9/1/2026		97.218	3.845		3.845	79,621.88
416 Total						255,984,369.79	249,747,852.46	252,680,057.74	0.00	2,824,509.48							2,932,205.28
09248U700	192493	417	BlackRock Money Market Fund		3.652	9,903.67	9,903.67	9,903.67	0.00	29.80			100.000	3.652		3.652	0.00
313397SA0	197243	417	FHLMC Disc Note	10/21/2025	3.770	22,005,000.00	21,795,298.46	21,962,090.25	0.00	165,917.70	1/20/2026		99.047	3.806		3.806	166,791.79
313589TF0	197949	417	FNMA Disc Note	12/16/2025	3.550	12,215,000.00	12,137,909.78	12,156,392.43	0.00	19,272.56	2/18/2026		99.369	3.573		3.573	18,482.65
417 Total						34,229,903.67	33,943,111.91	34,128,386.35	0.00	185,220.06							185,274.44
09248U700	193421	418	BlackRock Money Market Fund		3.652	3,711.98	3,711.98	3,711.98	0.00	11.66			100.000	3.652		3.652	0.00
912797RJ8	197192	418	U.S. Treasury Bill	10/16/2025	3.865	22,183,000.00	21,966,275.17	22,154,605.76	0.00	183,382.55	1/15/2026		99.023	3.957		3.957	188,330.59
62479MBH5	197533	418	MUFG Comm Paper	11/14/2025	3.960	12,329,000.00	12,200,161.95	12,268,439.95	0.00	65,097.12	2/17/2026		98.955	4.057		4.057	68,278.00
313385UJ3	197913	418	FHBL Disc Note	12/11/2025	3.565	30,819,000.00	30,526,014.04	30,589,984.01	0.00	64,090.68	3/17/2026		99.049	3.599		3.599	63,969.97
418 Total						65,334,711.98	64,696,163.14	65,016,741.70	0.00	312,582.01							320,578.56
825252869	151206	712	Invesco Money Market Fund	10/1/2024	3.521	0.00	0.00	0.00	0.00	0.00			100.000	3.521		3.521	0.00
316175108	184449	712	Fidelity Money Market Fund		3.670	0.00	0.00	0.00	0.00	0.44			100.000	3.670		3.670	0.00
09248U700	183948	712	BlackRock Money Market Fund		3.652	2,528,400.00	2,528,400.00	2,528,400.00	0.00	7,943.12			100.000	3.652		3.652	0.00
313385RM0	197493	712	FHBL Disc Note	11/12/2025	3.830	12,560,000.00	12,485,170.31	12,551,434.08	0.00	66,812.22	1/7/2026		99.404	3.853		3.853	66,263.77
313385RP3	196829	712	FHBL Disc Note	9/17/2025	3.845	18,854,000.00	18,624,436.84	18,837,465.04	0.00	213,453.46	1/9/2026		98.782	3.892		3.892	213,028.20
313385RU2	197611	712	FHBL Disc Note	11/20/2025	3.830	23,580,000.00	23,442,024.25	23,547,813.30	0.00	105,363.30	1/14/2026		99.415	3.853		3.853	105,789.05
313397RU7	197100	712	FHLMC Disc Note	10/8/2025	3.785	1,033,500.00	1,022,851.22	1,032,089.27	0.00	9,236.19	1/14/2026		98.970	3.824		3.824	9,238.05
912797RJ8	198051	712	U.S. Treasury Bill	12/24/2025	3.535	8,607,000.00	8,588,406.49	8,595,983.04	0.00	6,761.28	1/15/2026		99.784	3.592		3.592	7,576.55
313397SB8	196905	712	FHLMC Disc Note	9/24/2025	3.735	6,033,000.00	5,958,515.07	6,020,650.45	0.00	61,966.45	1/21/2026		98.765	3.782		3.782	62,135.38
313385SJ6	198092	712	FHBL Disc Note	12/30/2025	3.530	324,000.00	323,078.67	323,115.48	0.00	63.54	1/28/2026		99.716	3.540		3.540	36.81
313397SJ1	197318	712	FHLMC Disc Note	10/28/2025	3.705	5,066,000.00	5,018,033.42	5,052,169.82	0.00	33,889.43	1/28/2026		99.053	3.740		3.740	34,136.40
98459SB31	197059	712	Yale Univ Comm Paper	10/2/2025	3.850	15,000,000.00	14,801,070.00	14,947,545.00	0.00	145,988.95	2/3/2026		98.674	3.956		3.956	146,475.00
91411UB46	197096	712	Univ of California Comm Paper	10/8/2025	3.950	12,000,000.00	11,843,316.67	11,952,732.00	0.00	111,916.66	2/4/2026		98.694	4.058		4.058	109,415.33
313313SR0	197570	712	FFCB Disc Note	11/19/2025	3.790	14,972,000.00	14,850,631.15	14,920,690.96	0.00	67,777.41	2/4/2026		99.189	3.821		3.821	70,059.81
66844DBA9	197503	712															

EOM - REPORT WRITER
Investment Inventory
Sorted by Fund
December 31, 2025

CUSIP	Investment #	Fund Number	Issuer	Purchase Date	Cur Rate	Par Value	Book Value	Market Value	Pur Accr Interest	Accrued Interest	Maturity Date	Call Date	Purchase Price	YTM	YTC	YTW	Unrealized G/L
313385TF3	197260	712	FHBL Disc Note	10/22/2025	3.755	860,000.00	849,325.37	855,873.72	0.00	6,368.90	2/18/2026		98.759	3.802		3.802	6,548.35
313385TF3	197497	712	FHBL Disc Note	11/12/2025	3.740	5,807,000.00	5,747,878.29	5,779,138.01	0.00	30,164.14	2/18/2026		98.982	3.778		3.778	31,259.72
313313TMO	197929	712	FFCB Disc Note	12/12/2025	3.600	15,000,000.00	14,889,000.00	14,919,225.00	0.00	30,000.00	2/24/2026		99.260	3.627		3.627	30,225.00
313397TN1	197481	712	FHLMC Disc Note	11/10/2025	3.705	2,326,500.00	2,300,880.39	2,313,743.80	0.00	12,450.65	2/25/2026		98.899	3.746		3.746	12,863.41
313397TN1	197865	712	FHLMC Disc Note	12/9/2025	3.600	10,195,000.00	10,115,479.00	10,139,100.82	0.00	23,448.50	2/25/2026		99.220	3.628		3.628	23,621.82
313313TQ1	196986	712	FFCB Disc Note	9/30/2025	3.760	169,800.00	167,139.80	168,835.71	0.00	1,649.32	2/27/2026		98.433	3.820		3.820	1,695.91
313313TU2	197844	712	FFCB Disc Note	12/8/2025	3.610	16,406,000.00	16,266,161.64	16,306,546.83	0.00	39,483.77	3/3/2026		99.148	3.641		3.641	40,385.19
313397TW1	197992	712	FHLMC Disc Note	12/18/2025	3.550	27,111,000.00	26,905,144.67	26,941,339.36	0.00	37,428.24	3/5/2026		99.241	3.577		3.577	36,194.69
313385UC8	196900	712	FHBL Disc Note	9/24/2025	3.725	4,912,000.00	4,826,613.07	4,878,382.27	0.00	50,317.30	3/11/2026		98.262	3.791		3.791	51,769.20
313385UK0	197609	712	FHBL Disc Note	11/20/2025	3.755	5,000,000.00	4,938,459.72	4,962,355.00	0.00	21,904.17	3/18/2026		98.769	3.802		3.802	23,895.28
313385US3	196988	712	FHBL Disc Note	9/30/2025	3.730	7,774,000.00	7,632,236.79	7,710,152.14	0.00	74,908.97	3/25/2026		98.176	3.799		3.799	77,915.35
313589UZ4	197930	712	FNMA Disc Note	12/12/2025	3.505	5,000,000.00	4,946,451.39	4,955,260.00	0.00	9,736.11	4/1/2026		98.929	3.543		3.543	8,808.61
313385VG8	197607	712	FHBL Disc Note	11/20/2025	3.720	5,072,500.00	4,999,641.99	5,023,616.32	0.00	22,014.65	4/8/2026		98.564	3.774		3.774	23,974.33
912797SL2	197890	712	U.S. Treasury Bill	12/10/2025	3.592	10,407,000.00	10,282,393.52	10,307,311.35	0.00	22,844.52	4/9/2026		98.803	3.686		3.686	24,917.83
313385VP8	197933	712	FHBL Disc Note	12/12/2025	3.525	18,855,000.00	18,626,068.88	18,660,322.13	0.00	36,924.37	4/15/2026		98.786	3.568		3.568	34,253.25
313397VP3	197684	712	FHLMC Disc Note	11/25/2025	3.615	1,894,500.00	1,867,676.25	1,874,939.29	0.00	7,038.86	4/15/2026		98.584	3.667		3.667	7,263.04
313397WD9	197989	712	FHLMC Disc Note	12/18/2025	3.495	5,064,000.00	4,999,104.84	5,004,741.07	0.00	6,882.82	4/29/2026		98.719	3.540		3.540	5,636.23
313385WK8	197939	712	FHBL Disc Note	12/15/2025	3.515	4,293,000.00	4,233,897.91	4,240,827.17	0.00	7,125.78	5/5/2026		98.623	3.564		3.564	6,929.26
313385WL6	197931	712	FHBL Disc Note	12/12/2025	3.530	5,071,800.00	4,999,688.87	5,009,670.45	0.00	9,946.36	5/6/2026		98.578	3.581		3.581	9,981.58
313385WL6	197961	712	FHBL Disc Note	12/17/2025	3.505	505,000.00	498,116.57	498,813.75	0.00	737.51	5/6/2026		98.637	3.553		3.553	697.18
313385WT9	198011	712	FHBL Disc Note	12/22/2025	3.515	19,263,000.00	18,995,923.86	19,013,910.15	0.00	18,808.18	5/13/2026		98.614	3.564		3.564	17,986.29
313313XA1	197864	712	FFCB Disc Note	12/9/2025	3.600	5,000,000.00	4,919,000.00	4,931,945.00	0.00	11,500.00	5/20/2026		98.380	3.659		3.659	12,945.00
313385XA9	198025	712	FHBL Disc Note	12/23/2025	3.505	5,084,000.00	5,010,742.38	5,014,801.68	0.00	4,454.86	5/20/2026		98.559	3.556		3.556	4,059.30
313385XH4	198027	712	FHBL Disc Note	12/23/2025	3.510	5,082,200.00	5,005,395.25	5,009,565.20	0.00	4,459.63	5/27/2026		98.489	3.564		3.564	4,169.95
313313XN3	198090	712	FFCB Disc Note	12/30/2025	3.500	4,124,000.00	4,062,655.50	4,063,752.48	0.00	801.89	6/1/2026		98.513	3.553		3.553	1,096.98
313385XQ4	198113	712	FHBL Disc Note	12/31/2025	3.520	5,613,000.00	5,528,480.69	5,529,921.99	0.00	548.83	6/3/2026		98.494	3.574		3.574	1,441.30
313313ZR2	198050	712	FFCB Disc Note	12/24/2025	3.490	5,000,000.00	4,898,208.33	4,903,150.00	0.00	3,877.78	7/22/2026		97.964	3.600		3.600	4,941.67
712 Total						337,337,800.00	333,690,530.49	335,119,869.56	0.00	1,455,733.88							1,429,339.07
825252869	151207	713	Invesco Money Market Fund	10/1/2024	3.521	0.00	0.00	0.00	0.00	0.00			100.000	3.521		3.521	0.00
09248U700	184120	713	BlackRock Money Market Fund		3.652	13,003,900.00	13,003,900.00	13,003,900.00	0.00	40,852.52			100.000	3.652		3.652	0.00
98459SA65	196884	713	Yale Univ Comm Paper	9/23/2025	3.880	3,557,000.00	3,516,745.43	3,516,745.43	0.00	38,337.69	1/6/2026		98.868	3.979		3.979	0.00
313385RM0	196766	713	FHBL Disc Note	9/10/2025	3.880	14,295,000.00	14,111,658.68	14,285,250.81	0.00	174,097.22	1/7/2026		98.717	3.930		3.930	173,592.13
313589RM7	196756	713	FNMA Disc Note	9/9/2025	3.860	4,631,000.00	4,571,414.47	4,627,841.66	0.00	56,606.25	1/7/2026		98.713	3.910		3.910	56,427.19
62479MAE3	197973	713	MUFG Comm Paper	12/17/2025	3.620	5,014,500.00	5,000,381.40	5,007,294.16	0.00	7,563.54	1/14/2026		99.718	3.681		3.681	6,912.76
313397RU7	197101	713	FHLMC Disc Note	10/8/2025	3.785	2,844,000.00	2,814,696.53	2,840,117.94	0.00	25,416.28	1/14/2026		98.970	3.824		3.824	25,421.41
313385SB3	196939	713	FHBL Disc Note	9/25/2025	3.835	10,127,000.00	9,999,700.80	10,106,270.03	0.00	105,723.06	1/21/2026		98.743	3.884		3.884	106,569.23
313397SB8	196906	713	FHLMC Disc Note	9/24/2025	3.735	2,876,000.00	2,840,492.19	2,870,112.83	0.00	29,540.11	1/21/2026		98.765	3.782		3.782	29,620.64
313589SJ3	197169	713	FNMA Disc Note	10/15/2025	3.735	4,041,800.00	3,997,769.64	4,030,765.89	0.00	32,708.27	1/28/2026		98.911	3.776		3.776	32,996.25
313313SR0	197571	713	FFCB Disc Note	11/19/2025	3.790	28,000.00	27,773.02	27,904.04	0.00	126.76	2/4/2026		99.189	3.821		3.821	131.02
313385SR8	196864	713	FHBL Disc Note	9/22/2025	3.770	5,000,000.00	4,929,312.50	4,982,865.00	0.00	52,884.72	2/4/2026		98.586	3.824		3.824	53,552.50
91411UBB0	197682	713	Univ of California Comm Paper	11/25/2025	3.850	13,000,000.00	12,891,558.33	12,891,558.33	0.00	51,440.28	2/11/2026		99.166	3.936		3.936	0.00
313589SY0	197015	713	FNMA Disc Note	10/1/2025	3.700	5,274,400.00	5,202,301.88	5,252,711.67	0.00	49,872.38	2/11/2026		98.633	3.751		3.751	50,409.79
89233HBD5	196961	713	Toyota Comm Paper	9/26/2025	4.010	20,000,000.00	19,688,111.11	19,909,320.00	0.00	216,094.45	2/13/2026		98.441	4.130		4.130	221,208.89
313385TF3	197261	713	FHBL Disc Note	10/22/2025	3.755	5,972,000.00	5,897,873.38	5,943,346.34	0.00	44,226.81	2/18/2026		98.759	3.802		3.802	45,472.96
313385TF3	197498	713	FHBL Disc Note	11/12/2025	3.740	5,050,000.00	4,998,585.39	5,025,770.10	0.00	26,231.94	2/18/2026		98.982	3.778		3.778	27,184.71
313397TN1	197482	713	FHLMC Disc Note	11/10/2025	3.705	9,563,500.00	9,458,185.94	9,511,063.33	0.00	51,180.66	2/25/2026		98.899	3.746		3.746	52,877.39
313385TV8	196941	713	FHBL Disc Note	9/25/2025	3.755	13,930,000.00	13,697,523.78	13,844,191.20	0.00	142,391.68	3/4/2026		98.331	3.819		3.819	146,667.42
313385UC8	196901	713	FHBL Disc Note	9/24/2025	3.725	5,088,000.00	4,999,553.60	5,053,177.73	0.00	52,120.20	3/11/2026		98.262	3.791		3.791	53,624.13
313385UK0	197610	713	FHBL Disc Note	11/20/2025	3.755	5,000,000.00	4,938,459.72	4,962,355.00	0.00	21,904.17	3/18/2026		98.769	3.802		3.802	23,895.28
313385UK0	197616	713	FHBL Disc Note	11/20/2025	3.754	7,000,000.00	6,913,866.56	6,947,297.00	0.00	30,657.67	3/18/2026		98.770	3.801		3.801	33,430.44
313385US3	196989	713	FHBL Disc Note	9/30/2025	3.730	5,096,000.00	5,003,071.61	5,054,146.55	0.00	49,104.21	3/25/2026		98.176	3.799		3.799	51,074.94
313385UZ7	197500	713	FHBL Disc Note	11/12/2025	3.705	5,000,000.00	4,927,958.33	4,955,260.00	0.00	25,729.17	4/1/2026		98.559	3.759		3.759	27,301.67
313385VG8	197608	713	FHBL Disc Note	11/20/2025	3.720	5,072,500.00	4,999,641.99	5,023,616.32	0.00	22,014.65	4/8/2026		98.564	3.774		3.774	23,974.33
313385VN3	197614	713	FHBL Disc Note	11/20/2025	3.725	5,076,000.00	4,999,842.38	5,024,087.75	0.00	22,059.45	4/14/2026		98.500	3.782		3.782	24,245.37
313397VP3	197685	713	FHLMC Disc Note	11/25/2025	3.615	5,518,500.00	5,440,364.94	5,461,521.49	0.00	20,503.53	4/15/2026		98.584	3.667		3.667	21,156.55
313385VW3	197692	713	FHBL Disc Note	11/26/2025	3.655	4,800,000.00	4,728,362.00	4,747,137.60	0.00	17,544.00	4/22/2026		98.508	3.710		3.710	18,775.60

EOM - REPORT WRITER
Investment Inventory
Sorted by Fund
December 31, 2025

CUSIP	Investment #	Fund Number	Issuer	Purchase Date	Cur Rate	Par Value	Book Value	Market Value	Pur Accr Interest	Accrued Interest	Maturity Date	Call Date	Purchase Price	YTM	YTC	YTW	Unrealized G/L
313397WD9	197990	713	FHLMC Disc Note	12/18/2025	3.495	4,297,000.00	4,241,933.95	4,246,716.51	0.00	5,840.34	4/29/2026		98.719	3.540		3.540	4,782.56
313385WL6	197932	713	FHBL Disc Note	12/12/2025	3.530	4,826,200.00	4,757,580.82	4,767,079.05	0.00	9,464.71	5/6/2026		98.578	3.581		3.581	9,498.23
313385WL6	197962	713	FHBL Disc Note	12/17/2025	3.505	6,076,000.00	5,993,180.74	6,001,569.00	0.00	8,873.49	5/6/2026		98.637	3.553		3.553	8,388.26
313385WT9	198052	713	FHBL Disc Note	12/24/2025	3.520	5,070,000.00	5,000,597.33	5,004,439.83	0.00	3,965.87	5/13/2026		98.631	3.569		3.569	3,842.50
313385XA9	198026	713	FHBL Disc Note	12/23/2025	3.505	4,842,000.00	4,772,229.47	4,776,095.54	0.00	4,242.80	5/20/2026		98.559	3.556		3.556	3,866.07
313385XH4	198028	713	FHBL Disc Note	12/23/2025	3.510	4,332,800.00	4,267,320.56	4,270,875.62	0.00	3,802.03	5/27/2026		98.489	3.564		3.564	3,555.06
313313XN3	198091	713	FFCB Disc Note	12/30/2025	3.500	3,876,000.00	3,818,344.50	3,819,375.52	0.00	753.67	6/1/2026		98.513	3.553		3.553	1,031.02
313385XQ4	198114	713	FHBL Disc Note	12/31/2025	3.520	7,505,000.00	7,391,991.38	7,393,918.50	0.00	733.82	6/3/2026		98.494	3.574		3.574	1,927.12
713 Total						226,684,100.00	223,842,284.35	225,185,697.77	0.00	1,444,608.40							1,343,413.42
825252869	151208	714	Invesco Money Market Fund	10/1/2024	3.521	0.00	0.00	0.00	0.00	0.00			100.000	3.521		3.521	0.00
316175108	184105	714	Fidelity Money Market Fund	10/1/2024	3.670	0.00	0.00	0.00	0.00	0.00			100.000	3.670		3.670	0.00
09248U700	183867	714	BlackRock Money Market Fund		3.652	18,854,000.00	18,854,000.00	18,854,000.00	0.00	47,679.50			100.000	3.652		3.652	0.00
4812C0670	184481	714	J.P. Morgan Money Market Fund	10/1/2024	3.665	0.00	0.00	0.00	0.00	0.00			100.000	3.665		3.665	0.00
313385RL2	198029	714	FHBL Disc Note	12/23/2025	3.550	25,000,000.00	24,965,486.11	24,985,375.00	0.00	22,187.50	1/6/2026		99.862	3.555		3.555	19,888.89
30229BA72	197972	714	Exxon Comm Paper	12/17/2025	3.620	14,000,000.00	13,970,436.67	13,990,032.00	0.00	21,116.66	1/7/2026		99.789	3.678		3.678	19,595.33
313589RT2	197985	714	FNMA Disc Note	12/18/2025	3.550	15,000,000.00	14,961,541.67	14,980,995.00	0.00	20,708.33	1/13/2026		99.744	3.559		3.559	19,453.33
62479MAE3	197974	714	MUFG Comm Paper	12/17/2025	3.620	6,669,500.00	6,650,721.65	6,659,915.93	0.00	10,059.83	1/14/2026		99.718	3.681		3.681	9,194.28
313589RV7	197986	714	FNMA Disc Note	12/18/2025	3.560	45,000,000.00	44,875,400.00	44,934,210.00	0.00	62,300.00	1/15/2026		99.723	3.570		3.570	58,810.00
313589RV7	197993	714	FNMA Disc Note	12/18/2025	3.560	20,055,000.00	19,999,469.93	20,025,679.59	0.00	27,765.04	1/15/2026		99.723	3.570		3.570	26,209.66
912797RJ8	198030	714	U.S. Treasury Bill	12/23/2025	3.535	2,929,000.00	2,922,385.12	2,925,250.88	0.00	2,588.43	1/15/2026		99.774	3.592		3.592	2,865.76
912797RJ8	198116	714	U.S. Treasury Bill	12/31/2025	3.533	35,050,500.00	34,998,910.05	35,005,635.36	0.00	3,439.33	1/15/2026		99.853	3.587		3.587	6,725.31
313385SJ6	198093	714	FHBL Disc Note	12/30/2025	3.530	4,060,000.00	4,048,454.94	4,048,916.20	0.00	796.21	1/28/2026		99.716	3.540		3.540	461.26
714 Total						186,618,000.00	186,246,806.14	186,410,009.96	0.00	218,640.83							163,203.82
316175108	153349	740	Fidelity Money Market Fund		3.670	0.00	0.00	0.00	0.00	689.59			100.000	3.670		3.670	0.00
313385US3	197060	740	FHBL Disc Note	10/2/2025	3.710	48,000,000.00	47,139,280.00	47,605,776.00	0.00	450,146.67	3/25/2026		98.207	3.778		3.778	466,496.00
313385UZ7	197061	740	FHBL Disc Note	10/2/2025	3.713	25,000,000.00	24,533,359.38	24,776,300.00	0.00	234,609.37	4/1/2026		98.133	3.783		3.783	242,940.62
313385UZ7	197062	740	FHBL Disc Note	10/2/2025	3.700	48,000,000.00	47,107,066.67	47,570,496.00	0.00	448,933.33	4/1/2026		98.140	3.770		3.770	463,429.33
313385UZ7	197203	740	FHBL Disc Note	10/16/2025	3.705	22,019,000.00	21,640,557.61	21,821,973.99	0.00	174,491.40	4/1/2026		98.281	3.770		3.770	181,416.38
313589UZ4	197618	740	FNMA Disc Note	11/20/2025	3.695	21,938,000.00	21,640,776.66	21,741,698.78	0.00	94,571.06	4/1/2026		98.645	3.746		3.746	100,922.12
313589UZ4	197994	740	FNMA Disc Note	12/18/2025	3.525	27,163,000.00	26,886,390.12	26,919,945.48	0.00	37,235.95	4/1/2026		98.982	3.561		3.561	33,555.36
740 Total						192,120,000.00	188,947,430.44	190,436,190.25	0.00	1,440,677.37							1,488,759.81
316175108	152295	741	Fidelity Money Market Fund		3.670	0.00	0.00	0.00	0.00	476.70			100.000	3.670		3.670	0.00
313385RP3	197230	741	FHBL Disc Note	10/20/2025	3.870	10,574,000.00	10,481,926.90	10,564,726.60	0.00	82,979.46	1/9/2026		99.129	3.904		3.904	82,799.70
3134GXKT0	183449	741	FHLMC Callable Bond	1/12/2021	0.550	5,000,000.00	5,000,000.00	4,995,755.00	0.00	12,909.72	1/12/2026		100.000	0.550		0.550	(4,245.00)
313385RW8	196872	741	FHBL Disc Note	9/22/2025	3.838	6,955,000.00	6,868,988.29	6,944,150.20	0.00	74,889.51	1/16/2026		98.763	3.886		3.886	75,161.91
62479MAM5	197653	741	MUFG Comm Paper	11/21/2025	3.910	3,170,000.00	3,148,997.87	3,163,228.88	0.00	14,116.19	1/21/2026		99.337	3.991		3.991	14,231.01
21920PAN7	197446	741	Cornell Univ Comm Paper	11/6/2025	3.930	5,129,000.00	5,085,886.48	5,085,886.48	0.00	31,355.29	1/22/2026		99.159	4.018		4.018	0.00
313313SK5	197536	741	FFCB Disc Note	11/14/2025	3.820	15,000,000.00	14,879,033.33	14,957,595.00	0.00	76,400.00	1/29/2026		99.194	3.851		3.851	78,561.67
313589SK0	197537	741	FNMA Disc Note	11/14/2025	3.805	483,000.00	479,120.17	481,634.56	0.00	2,450.42	1/29/2026		99.197	3.836		3.836	2,514.39
313385SL1	197144	741	FHBL Disc Note	10/10/2025	3.805	1,669,000.00	1,649,242.75	1,664,118.18	0.00	14,641.53	1/30/2026		98.816	3.851		3.851	14,875.43
313385ST4	197175	741	FHBL Disc Note	10/15/2025	3.810	5,212,000.00	5,149,117.22	5,193,116.92	0.00	43,025.06	2/6/2026		98.794	3.857		3.857	43,999.70
66844DBA9	197504	741	Northwestern Univ Comm Paper	11/12/2025	3.970	19,543,000.00	19,349,035.73	19,349,035.73	0.00	107,757.93	2/10/2026		99.008	4.065		4.065	0.00
313385TE6	197940	741	FHBL Disc Note	12/15/2025	3.530	9,166,000.00	9,108,478.26	9,108,478.26	0.00	15,279.21	2/17/2026		99.372	3.552		3.552	0.00
313385TQ9	197892	741	FHBL Disc Note	12/10/2025	3.635	5,927,000.00	5,879,721.47	5,893,340.57	0.00	13,166.17	2/27/2026		99.202	3.664		3.664	13,619.10
313385TV8	196781	741	FHBL Disc Note	9/11/2025	3.755	5,092,000.00	4,999,584.44	5,060,633.28	0.00	59,485.88	3/4/2026		98.185	3.824		3.824	61,048.84
21920PC54	197866	741	Cornell Univ Comm Paper	12/9/2025	3.900	20,000,000.00	19,813,666.67	19,861,000.00	0.00	49,833.33	3/5/2026		99.068	3.991		3.991	47,333.33
62479MC50	197834	741	MUFG Comm Paper	12/5/2025	3.850	2,108,000.00	2,087,710.50	2,093,998.66	0.00	6,086.85	3/5/2026		99.038	3.941		3.941	6,288.16
3130ALJT2	183964	741	FHBL Step-Up Bond	3/9/2021	1.750	3,000,000.00	3,000,000.00	2,989,566.00	0.00	16,333.33	3/9/2026		100.000	0.950		0.950	(10,434.00)
313385UC8	197919	741	FHBL Disc Note	12/11/2025	3.590	17,659,000.00	17,500,510.48	17,538,141.80	0.00	36,980.89	3/11/2026		99.103	3.623		3.623	37,631.32
3130ALKB9	184034	741	FHBL Step-Up Bond	3/17/2021	3.000	3,000,000.00	3,000,000.00	2,995,452.00	0.00	26,000.00	3/17/2026		100.000	1.100		1.100	(4,548.00)
3130ALM27	184071	741	FHBL Step-Up Bond	3/23/2021	2.000	3,000,000.00	3,000,000.00	2,988,957.00	0.00	16,333.33	3/23/2026		100.000	1.010		1.010	(11,043.00)
3130ALPQ1	184125	741	FHBL Step-Up Bond	3/30/2021	2.000	1,075,000.00	1,075,000.00	1,070,756.98	0.00	5,434.72	3/30/2026		100.000	1.150		1.150	(4,243.02)
313385VP8	197995	741	FHBL Disc Note	12/18/2025	3.540	7,534,000.00	7,446,580.49	7,456,211.45	0.00	10,371.81	4/15/2026		98.840	3.582		3.582	9,630.96
3130AM7K2	184396	741	FHBL Step-Up Bond	5/6/2021	1.250	2,505,000.00	2,504,916.92	2,485,461.00	0.00	5,305.73</							

EOM - REPORT WRITER
Investment Inventory
Sorted by Fund
December 31, 2025

CUSIP	Investment #	Fund Number	Issuer	Purchase Date	Cur Rate	Par Value	Book Value	Market Value	Pur Accr Interest	Accrued Interest	Maturity Date	Call Date	Purchase Price	YTM	YTC	YTW	Unrealized G/L
313087Q49	196795	741	FHLL Callable Bond	9/12/2025	4.000	5,000,000.00	5,000,555.56	4,993,485.56	555.56	61,111.11	9/11/2028	3/11/2026	100.000	4.000		4.000	(7,070.00)
3136GAXE4	197145	741	FNMA Callable Bond	10/10/2025	4.000	5,000,000.00	5,000,000.00	5,001,820.00	0.00	45,000.00	10/10/2028	4/10/2026	100.000	4.000		4.000	1,820.00
3136GATU3	196857	741	FNMA Callable Bond	9/19/2025	4.300	6,000,000.00	6,000,000.00	5,994,570.00	0.00	73,100.00	9/19/2030	1/19/2026	100.000	4.300	4.270	4.270	(5,430.00)
3134HBZ38	197262	741	FHLMC Callable Bond	10/22/2025	4.200	3,005,000.00	3,006,752.92	3,005,103.18	1,752.92	25,943.17	10/17/2030	4/17/2026	100.000	4.200		4.200	(1,649.74)
3134HBL0	197538	741	FHLMC Callable Bond	11/14/2025	4.280	5,050,000.00	5,050,000.00	5,051,378.65	0.00	28,218.28	11/14/2030		100.000	4.280		4.280	1,378.65
741 Total						181,856,000.00	180,564,826.45	180,951,385.94	2,308.48	994,577.98							386,559.49
316175108	164540	742	Fidelity Money Market Fund		3.670	64,200.00	64,200.00	64,200.00	0.00	202.16			100.000	3.670		3.670	0.00
742 Total						64,200.00	64,200.00	64,200.00	0.00	202.16							0.00
825252869	151209	756	Invesco Money Market Fund	10/1/2024	3.521	0.00	0.00	0.00	0.00	0.00			100.000	3.521		3.521	0.00
09248U700	184144	756	BlackRock Money Market Fund		3.652	5,214,900.00	5,214,900.00	5,214,900.00	0.00	34,895.02			100.000	3.652		3.652	0.00
313589RM7	198023	756	FNMA Disc Note	12/23/2025	3.525	66,000.00	65,903.06	65,954.99	0.00	58.16	1/7/2026		99.853	3.530		3.530	51.93
313385SJ6	198094	756	FHLL Disc Note	12/30/2025	3.530	17,000.00	16,951.66	16,953.59	0.00	3.33	1/28/2026		99.716	3.540		3.540	1.93
756 Total						5,297,900.00	5,297,754.72	5,297,808.58	0.00	34,956.51							53.86
825252869	151210	760	Invesco Money Market Fund	10/1/2024	3.521	0.00	0.00	0.00	0.00	0.00			100.000	3.521		3.521	0.00
09248U700	184450	760	BlackRock Money Market Fund		3.652	232,000.00	232,000.00	232,000.00	0.00	367.06			100.000	3.652		3.652	0.00
313385RG3	197085	760	FHLL Disc Note	10/7/2025	3.865	10,000,000.00	9,906,595.83	9,998,050.00	0.00	92,330.56	1/2/2026		99.066	3.901		3.901	91,454.17
313385RM0	197131	760	FHLL Disc Note	10/9/2025	3.855	7,441,000.00	7,369,287.36	7,435,925.24	0.00	66,931.80	1/7/2026		99.036	3.893		3.893	66,637.88
313397RU7	197527	760	FHLMC Disc Note	11/13/2025	3.800	490,000.00	486,793.22	489,331.15	0.00	2,534.39	1/14/2026		99.346	3.825		3.825	2,537.93
912797RJ8	198117	760	U.S. Treasury Bill	12/31/2025	3.533	443,500.00	442,847.22	442,932.32	0.00	43.52	1/15/2026		99.853	3.587		3.587	85.10
313385SB3	196940	760	FHLL Disc Note	9/25/2025	3.835	1,829,000.00	1,806,008.96	1,825,256.04	0.00	19,094.25	1/21/2026		98.743	3.884		3.884	19,247.08
21920PAN7	197445	760	Cornell Univ Comm Paper	11/6/2025	3.930	7,918,000.00	7,851,442.61	7,851,442.61	0.00	48,405.37	1/22/2026		99.159	4.018		4.018	0.00
313589SC8	197918	760	FNMA Disc Note	12/11/2025	3.535	181,000.00	180,253.53	180,611.76	0.00	373.24	1/22/2026		99.588	3.550		3.550	358.23
313385SD9	197304	760	FHLL Disc Note	10/27/2025	3.780	246,000.00	243,726.96	245,448.47	0.00	1,704.78	1/23/2026		99.076	3.815		3.815	1,721.51
313397SG7	197056	760	FHLMC Disc Note	10/2/2025	3.750	45,000,000.00	44,456,250.00	44,885,925.00	0.00	426,562.50	1/26/2026		98.792	3.796		3.796	429,675.00
313385SL1	197143	760	FHLL Disc Note	10/10/2025	3.805	7,328,000.00	7,241,252.76	7,306,565.60	0.00	64,285.90	1/30/2026		98.816	3.851		3.851	65,312.84
313385ST4	197173	760	FHLL Disc Note	10/15/2025	3.810	23,786,000.00	23,499,021.91	23,699,823.32	0.00	196,353.43	2/6/2026		98.794	3.857		3.857	200,801.41
313385SY3	196482	760	FHLL Disc Note	7/31/2025	4.105	11,020,000.00	10,774,965.71	10,974,685.76	0.00	193,514.26	2/11/2026		97.776	4.285		4.285	199,720.05
313589SY0	197016	760	FNMA Disc Note	10/1/2025	3.700	6,405,000.00	6,317,447.21	6,378,662.64	0.00	60,562.83	2/11/2026		98.633	3.751		3.751	61,215.43
62479MBH5	197951	760	MUFG Comm Paper	12/16/2025	3.760	15,000,000.00	14,901,300.00	14,926,320.00	0.00	25,066.67	2/17/2026		99.342	3.837		3.837	25,020.00
313313TG3	197295	760	FFCB Disc Note	10/24/2025	3.730	8,283,000.00	8,181,731.12	8,242,446.43	0.00	59,216.55	2/19/2026		98.777	3.776		3.776	60,715.31
313313TQ1	196987	760	FFCB Disc Note	9/30/2025	0.000	7,830,200.00	7,707,526.87	7,785,732.29	0.00	76,057.34	2/7/2026		98.433	3.820		3.820	78,205.42
313313TT5	197817	760	FFCB Disc Note	12/4/2025	3.630	7,231,000.00	7,166,836.93	7,187,874.32	0.00	20,415.52	3/2/2026		99.113	3.662		3.662	21,037.39
313385TV8	197739	760	FHLL Disc Note	12/1/2025	3.730	10,426,000.00	10,325,536.80	10,361,775.84	0.00	33,487.73	3/4/2026		99.036	3.766		3.766	36,239.04
313397UJ8	197952	760	FHLMC Disc Note	12/16/2025	3.540	10,205,000.00	10,113,682.26	10,129,166.65	0.00	16,055.87	3/17/2026		99.105	3.572		3.572	15,484.39
313385US3	197058	760	FHLL Disc Note	10/2/2025	3.710	8,138,000.00	7,992,072.10	8,071,162.61	0.00	76,318.61	3/25/2026		98.207	3.778		3.778	79,090.51
313385VE3	197833	760	FHLL Disc Note	12/5/2025	3.620	158,000.00	156,061.69	156,508.48	0.00	428.97	4/6/2026		98.773	3.665		3.665	446.79
313385VN3	197615	760	FHLL Disc Note	11/20/2025	3.725	671,000.00	660,932.67	664,137.68	0.00	2,916.05	4/14/2026		98.500	3.782		3.782	3,205.01
313385XQ4	198115	760	FHLL Disc Note	12/31/2025	3.520	496,000.00	488,531.34	488,658.70	0.00	48.50	6/3/2026		98.494	3.574		3.574	127.36
912797SA6	197917	760	U.S. Treasury Bill	12/11/2025	3.427	7,101,000.00	6,902,280.53	6,920,194.34	0.00	14,194.25	10/1/2026		97.202	3.550		3.550	17,913.81
760 Total						197,858,700.00	195,404,385.59	196,880,637.25	0.00	1,497,269.95							1,476,251.66
825252869	151212	779	Invesco Money Market Fund	10/1/2024	3.521	0.00	0.00	0.00	0.00	0.00			100.000	3.521		3.521	0.00
09248U700	184264	779	BlackRock Money Market Fund		3.652	7,775,400.00	7,775,400.00	7,775,400.00	0.00	24,426.88			100.000	3.652		3.652	0.00
313589RM7	198024	779	FNMA Disc Note	12/23/2025	3.525	4,084,000.00	4,078,001.63	4,081,214.71	0.00	3,599.02	1/7/2026		99.853	3.530		3.530	3,213.08
313385RU2	198031	779	FHLL Disc Note	12/23/2025	3.580	3,007,000.00	3,000,421.35	3,002,895.45	0.00	2,691.27	1/14/2026		99.781	3.588		3.588	2,474.10
313397RU7	197102	779	FHLMC Disc Note	10/8/2025	3.785	505,500.00	500,291.52	504,809.99	0.00	4,517.56	1/14/2026		98.970	3.824		3.824	4,518.47
313589SB0	198021	779	FNMA Disc Note	12/23/2025	3.535	3,032,500.00	3,023,864.54	3,026,292.47	0.00	2,679.97	1/21/2026		99.715	3.545		3.545	2,427.93
313385SJ6	198095	779	FHLL Disc Note	12/30/2025	3.530	2,870,000.00	2,861,838.84	2,862,164.90	0.00	562.84	1/28/2026		99.716	3.540		3.540	326.06
313589SJ3	197170	779	FNMA Disc Note	10/15/2025	3.735	735,200.00	727,190.92	733,192.90	0.00	5,949.60	1/28/2026		98.911	3.776		3.776	6,001.98
779 Total						22,009,600.00	21,967,008.80	21,985,970.42	0.00	44,427.14							18,961.62
825252869	151214	1010	Invesco Money Market Fund	10/1/2024	3.521	0.00	0.00	0.00	0.00	0.00			100.000	3.521		3.521	0.00
316175108	184341	1010	Fidelity Money Market Fund	10/1/2024	3.670	0.00	0.00	0.00	0.00	0.00			100.000	3.670		3.670	0.00
09248U700	184146	1010	BlackRock Money Market Fund		3.652	2,077,953.00	2,077,953.00	2,077,953.00	0.00	32,292.34			100.000	3.652		3.652	0.00
313385SJ6	198096	1010	FHLL Disc Note	12/30/2025	3.530	7,000.00	6,980.09	6,980.89	0.00	1.37	1/28/2026		99.716	3.540		3.540	0.80
1010 Total						2,084,953.00	2,084,933.09	2,084,933.89	0.00	32,293.71							0.80
316175108	184072	1085	Fidelity Money Market Fund		3.670	0.00	0.00	0.00	0.00	0.00			100.000	3.670		3.670	0.00
313385RG3	195160	1085	FHLL Disc Note	2/11/2025	4.055	3,171,000.00	3,054,917.18	3,170,381.66	0.00	11							

EOM - REPORT WRITER
Investment Inventory
Sorted by Fund
December 31, 2025

CUSIP	Investment #	Fund Number	Issuer	Purchase Date	Cur Rate	Par Value	Book Value	Market Value	Pur Accr Interest	Accrued Interest	Maturity Date	Call Date	Purchase Price	YTM	YTC	YTW	Unrealized G/L	
313385RG3	196109	1085	FHLB Disc Note	6/10/2025	4.100	2,033,000.00	1,985,303.56	2,032,603.57	0.00	47,464.90	1/2/2026		97.654	4.260		4.260	47,300.01	
313589RG0	197043	1085	FNMA Disc Note	10/2/2025	3.790	3,407,000.00	3,374,001.31	3,406,335.64	0.00	32,640.01	1/2/2026		99.031	3.827		3.827	32,334.33	
62479MBB8	197916	1085	MUFG Comm Paper	12/11/2025	3.770	11,342,000.00	11,268,358.91	11,293,535.63	0.00	24,942.95	2/11/2026		99.351	3.847		3.847	25,176.72	
313385VW3	197693	1085	FHLB Disc Note	11/26/2025	3.655	74,000.00	72,895.58	73,185.04	0.00	270.47	4/22/2026		98.508	3.710		3.710	289.46	
313385YK6	198060	1085	FHLB Disc Note	12/26/2025	3.500	10,387,000.00	10,207,247.19	10,214,295.35	0.00	6,059.08	6/22/2026		98.269	3.562		3.562	7,048.16	
1085 Total						30,414,000.00	29,962,723.73	30,190,336.89	0.00	227,103.05							227,613.16	
316175108	184073	1086	Fidelity Money Market Fund	10/1/2024	3.670	0.00	0.00	0.00	0.00	0.00			100.000	3.670		3.670	0.00	
313589RG0	197044	1086	FNMA Disc Note	10/2/2025	3.790	2,319,500.00	2,297,034.35	2,319,047.70	0.00	22,221.46	1/2/2026		99.031	3.827		3.827	22,013.35	
98459SA65	196885	1086	Yale Univ Comm Paper	9/23/2025	3.880	10,563,000.00	10,443,458.53	10,443,458.53	0.00	113,849.02	1/6/2026		98.868	3.979		3.979	0.00	
3133ETXL6	196849	1086	FFCB Bullet	9/18/2025	3.625	2,000,000.00	1,999,835.77	2,001,296.17	604.17	21,347.22	9/15/2026		99.946	3.681		3.681	1,460.40	
1086 Total						14,882,500.00	14,740,328.65	14,763,802.40	604.17	157,417.70							23,473.75	
316175108	195375	1096	Fidelity Money Market Fund	3/11/2025	3.670	19,410,800.00	19,410,800.00	19,410,800.00	0.00	48,933.00			100.000	3.670		3.670	0.00	
313589RM7	198098	1096	FNMA Disc Note	12/30/2025	3.410	1,177,000.00	1,176,108.10	1,176,197.29	0.00	222.98	1/7/2026		99.924	3.413		3.413	89.19	
1096 Total						20,587,800.00	20,586,908.10	20,586,997.29	0.00	49,155.98							89.19	
316175108	195376	1097	Fidelity Money Market Fund	3/11/2025	3.670	24,010,700.00	24,010,700.00	24,010,700.00	0.00	76,161.08			100.000	3.670		3.670	0.00	
313589RM7	198099	1097	FNMA Disc Note	12/30/2025	3.410	11,935,000.00	11,925,955.92	11,926,860.33	0.00	2,261.02	1/7/2026		99.924	3.413		3.413	904.41	
1097 Total						35,945,700.00	35,936,655.92	35,937,560.33	0.00	78,422.10							904.41	
316175108	195377	1098	Fidelity Money Market Fund	3/11/2025	3.670	28,737,800.00	28,737,800.00	28,737,800.00	0.00	93,303.18			100.000	3.670		3.670	0.00	
313589RM7	198100	1098	FNMA Disc Note	12/30/2025	3.410	10,007,000.00	9,999,416.92	10,000,175.23	0.00	1,895.77	1/7/2026		99.924	3.413		3.413	758.31	
62479MAE3	198102	1098	MUFG Comm Paper	12/30/2025	3.620	10,000,000.00	9,984,916.67	9,985,630.00	0.00	2,011.11	1/14/2026		99.849	3.676		3.676	713.33	
313385RU2	198032	1098	FHLB Disc Note	12/23/2025	3.580	6,926,000.00	6,910,847.45	6,916,546.01	0.00	6,198.77	1/14/2026		99.781	3.588		3.588	5,698.56	
313589SB0	198022	1098	FNMA Disc Note	12/23/2025	3.535	10,048,500.00	10,019,885.50	10,027,930.72	0.00	8,880.36	1/21/2026		99.715	3.545		3.545	8,045.22	
912797SH1	198101	1098	U.S. Treasury Bill	12/30/2025	3.500	12,153,000.00	12,119,916.83	12,123,176.54	0.00	2,363.08	1/27/2026		99.728	3.558		3.558	3,259.71	
313385SJ6	198097	1098	FHLB Disc Note	12/30/2025	3.530	2,722,000.00	2,714,259.69	2,714,568.94	0.00	533.81	1/28/2026		99.716	3.540		3.540	309.25	
1098 Total						80,594,300.00	80,487,043.06	80,505,827.44	0.00	115,186.08							18,784.38	
316175108	195398	1099	Fidelity Money Market Fund	3/11/2025	3.670	18,150.00	18,150.00	18,150.00	0.00	1,082.45			100.000	3.670		3.670	0.00	
1099 Total						18,150.00	18,150.00	18,150.00	0.00	1,082.45							0.00	
316175108	195399	1100	Fidelity Money Market Fund	3/11/2025	3.670	6,250.00	6,250.00	6,250.00	0.00	314.84			100.000	3.670		3.670	0.00	
1100 Total						6,250.00	6,250.00	6,250.00	0.00	314.84							0.00	
316175108	195400	1101	Fidelity Money Market Fund	3/11/2025	3.670	17,050.00	17,050.00	17,050.00	0.00	803.42			100.000	3.670		3.670	0.00	
1101 Total						17,050.00	17,050.00	17,050.00	0.00	803.42							0.00	
316175108	195401	1102	Fidelity Money Market Fund	3/11/2025	3.670	7,420,625.00	7,420,625.00	7,420,625.00	0.00	23,265.72			100.000	3.670		3.670	0.00	
313589RG0	197045	1102	FNMA Disc Note	10/2/2025	3.790	25,000.00	24,757.86	24,995.13	0.00	239.51	1/2/2026		99.031	3.827		3.827	237.27	
313385UY0	197969	1102	FHLB Disc Note	12/17/2025	3.520	75,600.00	74,831.23	74,934.72	0.00	110.88	3/31/2026		98.983	3.556		3.556	103.49	
1102 Total						7,521,225.00	7,520,214.09	7,520,554.85	0.00	23,616.11							340.76	
316175108	195402	1103	Fidelity Money Market Fund	3/11/2025	3.670	1,921,579.17	1,921,579.17	1,921,579.17	0.00	6,050.58			100.000	3.670		3.670	0.00	
313589RG0	197046	1103	FNMA Disc Note	10/2/2025	3.790	6,000.00	5,941.89	5,998.83	0.00	57.48	1/2/2026		99.031	3.827		3.827	56.94	
313385UY0	197970	1103	FHLB Disc Note	12/17/2025	3.520	19,200.00	19,004.76	19,031.04	0.00	28.16	3/31/2026		98.983	3.556		3.556	26.28	
1103 Total						1,946,779.17	1,946,525.82	1,946,609.04	0.00	6,136.22							83.22	
316175108	195403	1104	Fidelity Money Market Fund	3/11/2025	3.670	5,494,595.50	5,494,595.50	5,494,595.50	0.00	17,301.12			100.000	3.670		3.670	0.00	
313589RG0	197047	1104	FNMA Disc Note	10/2/2025	3.790	18,500.00	18,320.82	18,496.39	0.00	177.23	1/2/2026		99.031	3.827		3.827	175.57	
313385UY0	197971	1104	FHLB Disc Note	12/17/2025	3.520	55,200.00	54,638.68	54,714.24	0.00	80.96	3/31/2026		98.983	3.556		3.556	75.56	
1104 Total						5,568,295.50	5,567,555.00	5,567,806.13	0.00	17,559.31							251.13	
Grand Total						10,684,360,654.69	10,605,765,427.37	10,638,602,295.26	534,956.81	55,431,288.87								32,836,867.89