



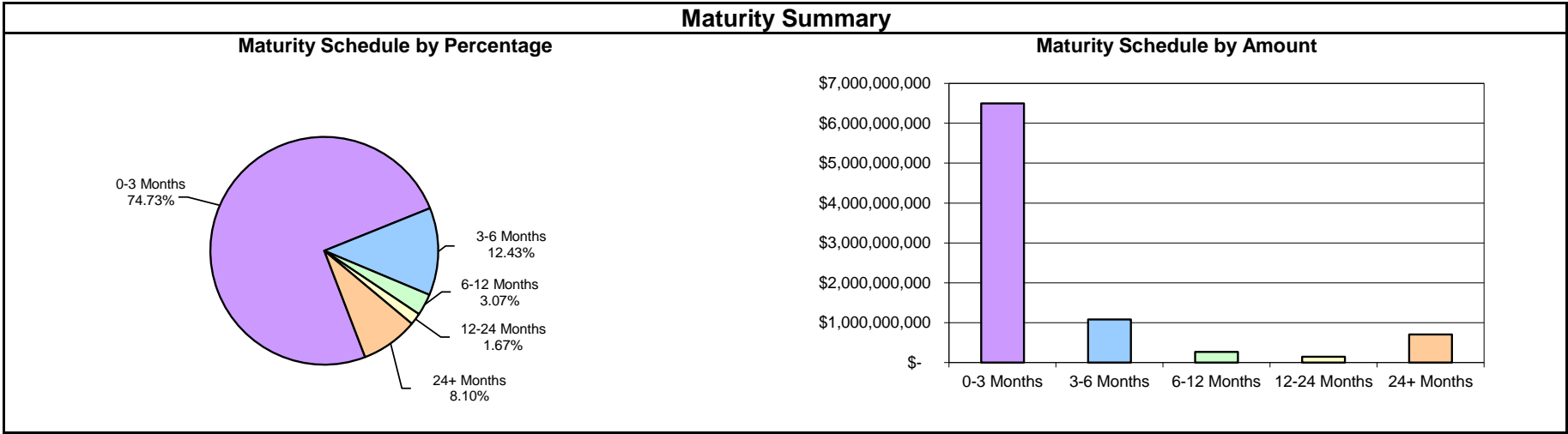
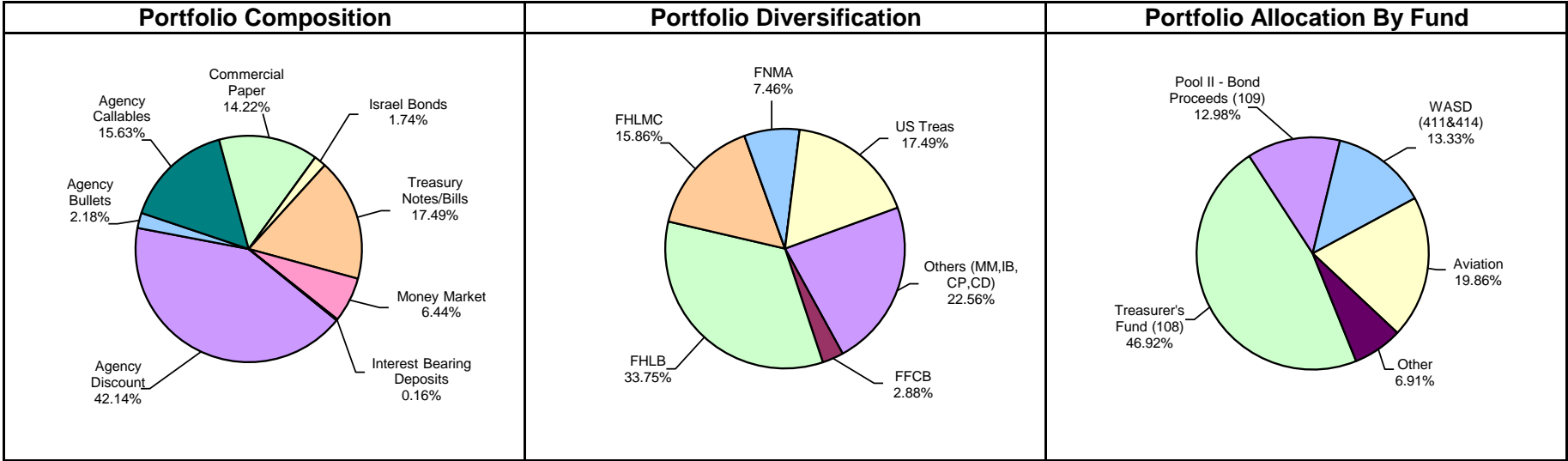
**Monthly Summary Investment Report**

**For the Period Ended**

**September 30, 2025**



### Miami-Dade County Total Portfolio Summary September 30, 2025

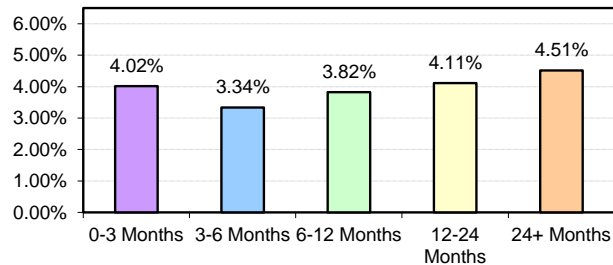


**Miami-Dade County  
Summary Statement  
September 30, 2025**

**Portfolio Summary**

	<b>Current 9/30/2025</b>	<b>Previous Month 8/31/2025</b>	<b>Change from Prior Month</b>	<b>Previous Quarter 6/30/2025</b>	<b>Change from Prior Quarter</b>
Par Value	\$ 8,774,923,683.00	\$ 9,210,853,505.61	\$ (435,929,822.61)	\$ 9,714,554,585.31	\$ (939,630,902.31)
Book Value	\$ 8,694,454,024.77	\$ 9,106,137,974.02	\$ (411,683,949.25)	\$ 9,591,305,494.31	\$ (896,851,469.54)
Market Value	\$ 8,737,630,144.42	\$ 9,165,567,519.36	\$ (427,937,374.94)	\$ 9,651,491,594.03	\$ (913,861,449.61)
Market Value as a % of Book Value	100.50%	100.65%	-0.16%	100.63%	-0.13%
Accrued Interest	\$ 65,887,981.22	\$ 86,100,370.39	\$ (20,212,389.17)	\$ 91,806,729.80	\$ (25,918,748.58)
Total Value (Market Value+ Accrued Interest)	\$ 8,803,518,125.64	\$ 9,251,667,889.75	\$ (448,149,764.11)	\$ 9,743,298,323.83	\$ (939,780,198.19)
Interest Earned (Current Month)	\$ 29,866,787.69	\$ 32,390,142.26	\$ (2,523,354.57)	\$ 33,899,857.37	\$ (4,033,069.68)
Interest Earned Fiscal YTD (10/1 - 9/30)	\$ 410,237,993.46	\$ 380,375,076.97	\$ 29,862,916.49	\$ 315,333,451.04	\$ 94,904,542.42
Unrealized Gain (Loss)	\$ 43,176,119.65	\$ 59,429,545.34	\$ (16,253,425.69)	\$ 60,186,099.72	\$ (17,009,980.07)
Weighted Average Days to Maturity	179.0	170.0	9.0	184.0	-5.0
Weighted Average Days to Call	85.0	68.0	17.0	55.0	30.0
Yield to Maturity	3.98%	4.07%	-0.09%	4.10%	-0.13%
Earned Income Yield for Period	4.08%	4.12%	-0.04%	4.20%	-0.12%
Earned Income Yield for Year to Date	4.23%	4.25%	-0.02%	4.28%	-0.05%

**Yield Maturity Breakdown**

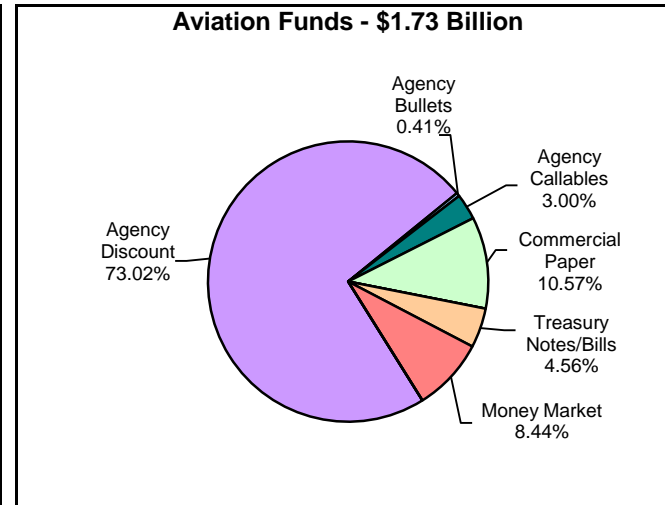
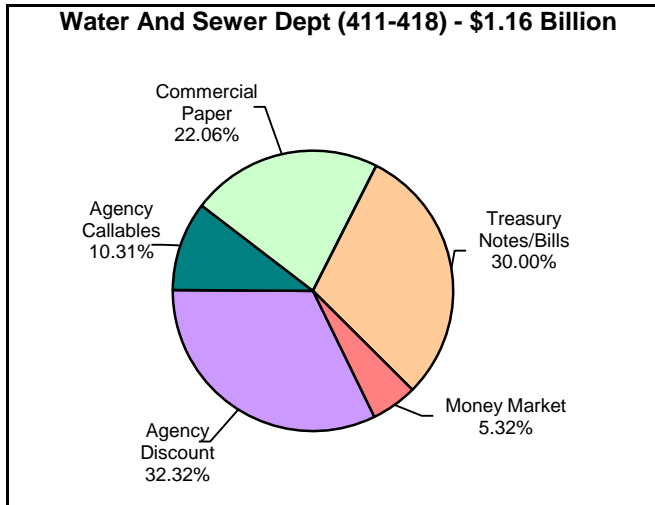
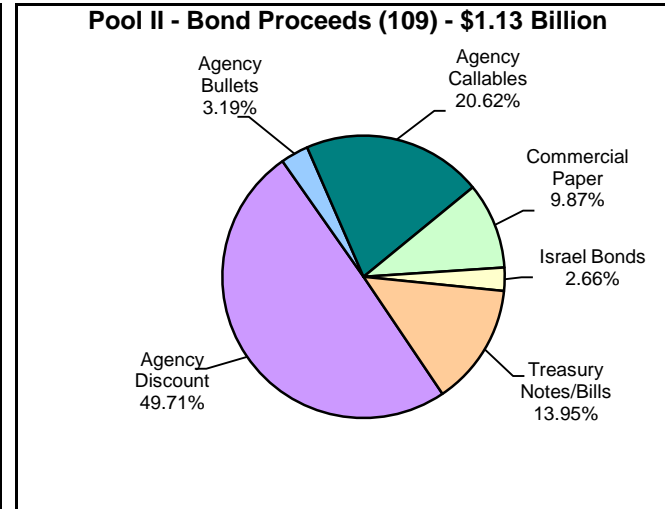
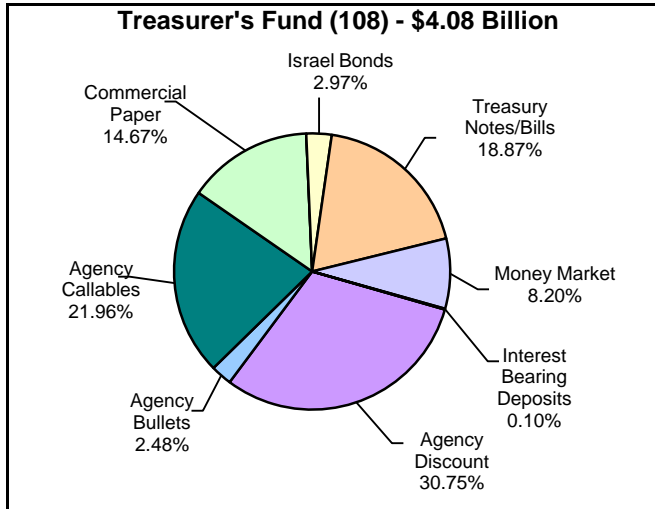


**Policy Compliance**

<b>Security Type</b>	<b>% Limit</b>	<b>Current %</b>	<b>Result</b>
Treasuries	100%	17.49%	PASS
Agencies	100%	44.32%	PASS
Agency Callables	25%	15.63%	PASS
Commercial Paper	50%	14.22%	PASS
-CP Single Issuer Max	5%	3.35%	PASS
Israel Bonds	3%	1.74%	PASS
Time Deposits	20%	0.00%	PASS
SBA/Investment Pools	50%	0.00%	PASS
Money Market Funds	30%	6.44%	PASS
Interest Bearing Deposit	20%	0.16%	PASS
Open/Closed End Funds	5%	0.00%	PASS

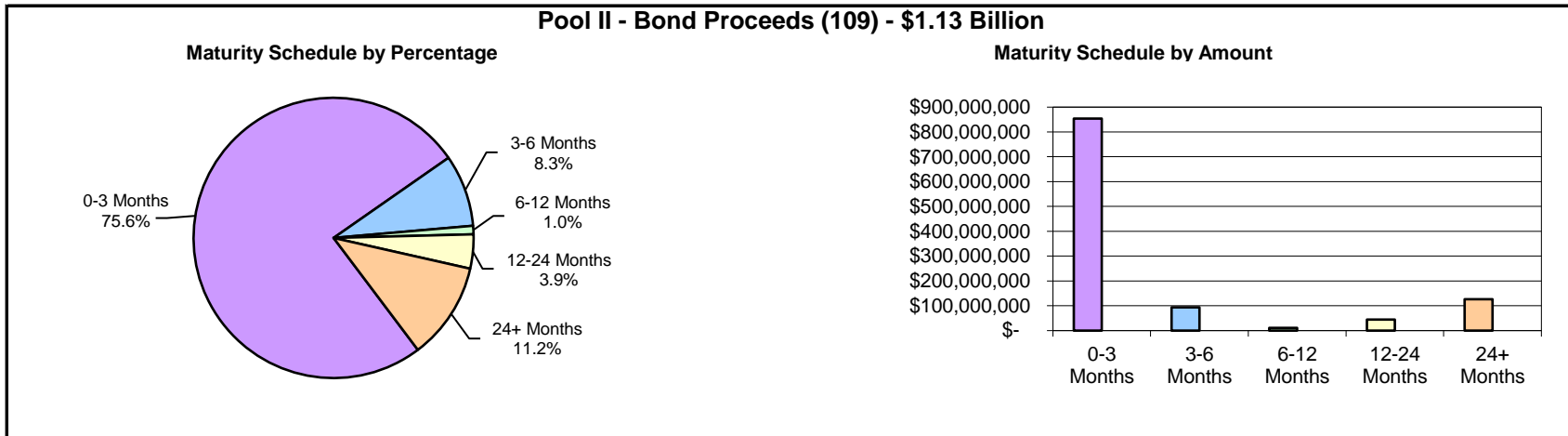

Note: The County currently holds \$375 million in cash deposits with Wells Fargo Bank. They are not included in the investment portfolio data presented here.

### Miami-Dade County Portfolio Composition September 30, 2025

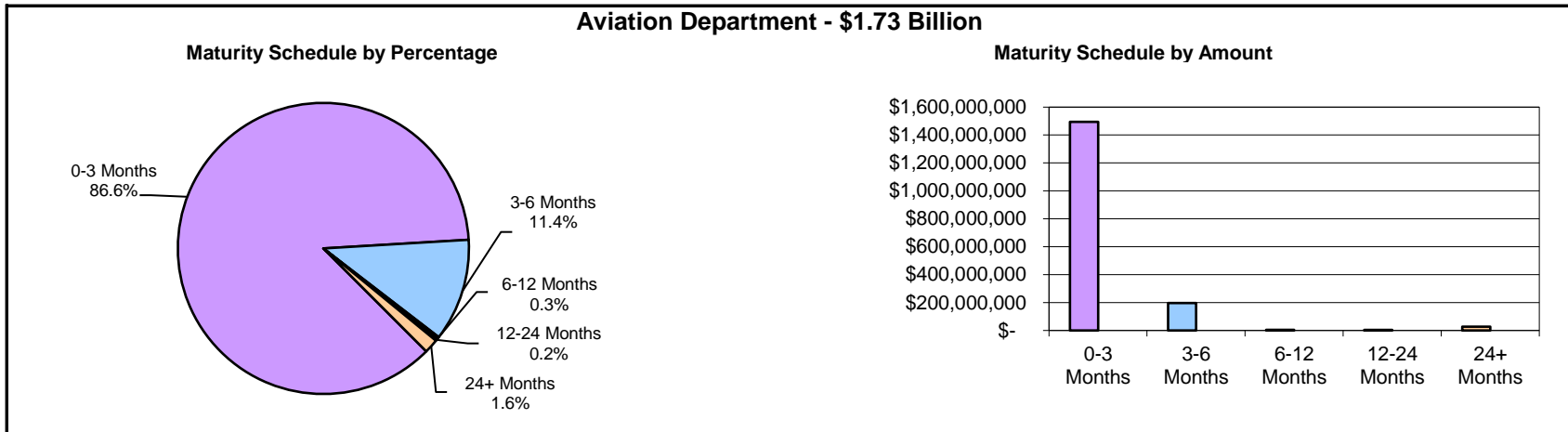
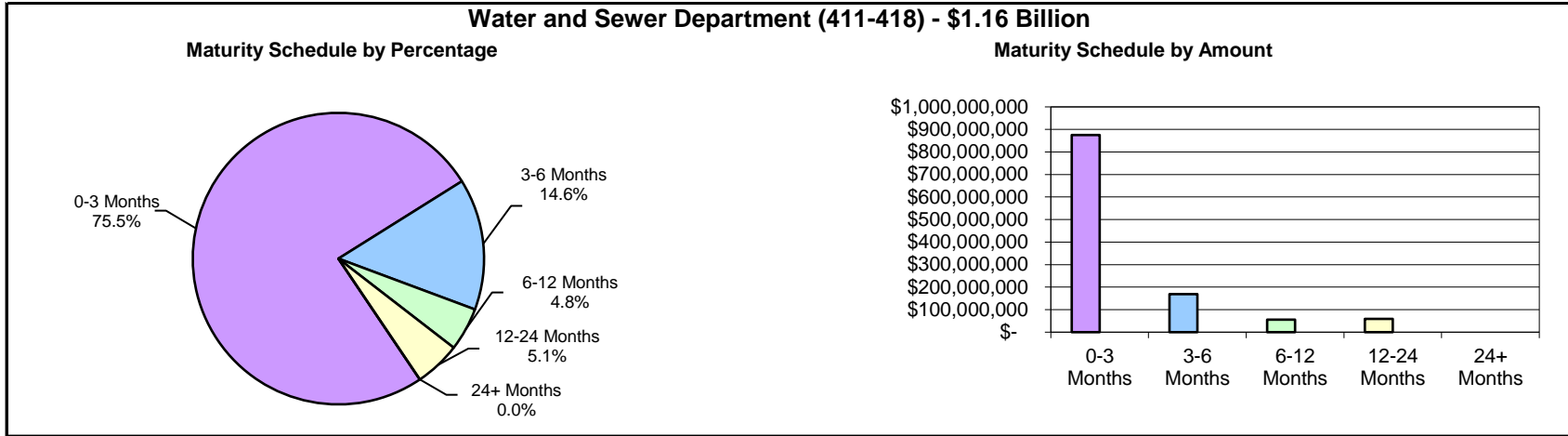


Note: Graphs above do not include miscellaneous funds totaling \$601 million and representing 6.9% of the portfolio:  
 Seaport (Fund 110) \$101 million  
 Public Housing & Community Development (Fund 300) \$500 million

## Miami-Dade County Maturity Breakdown September 30, 2025

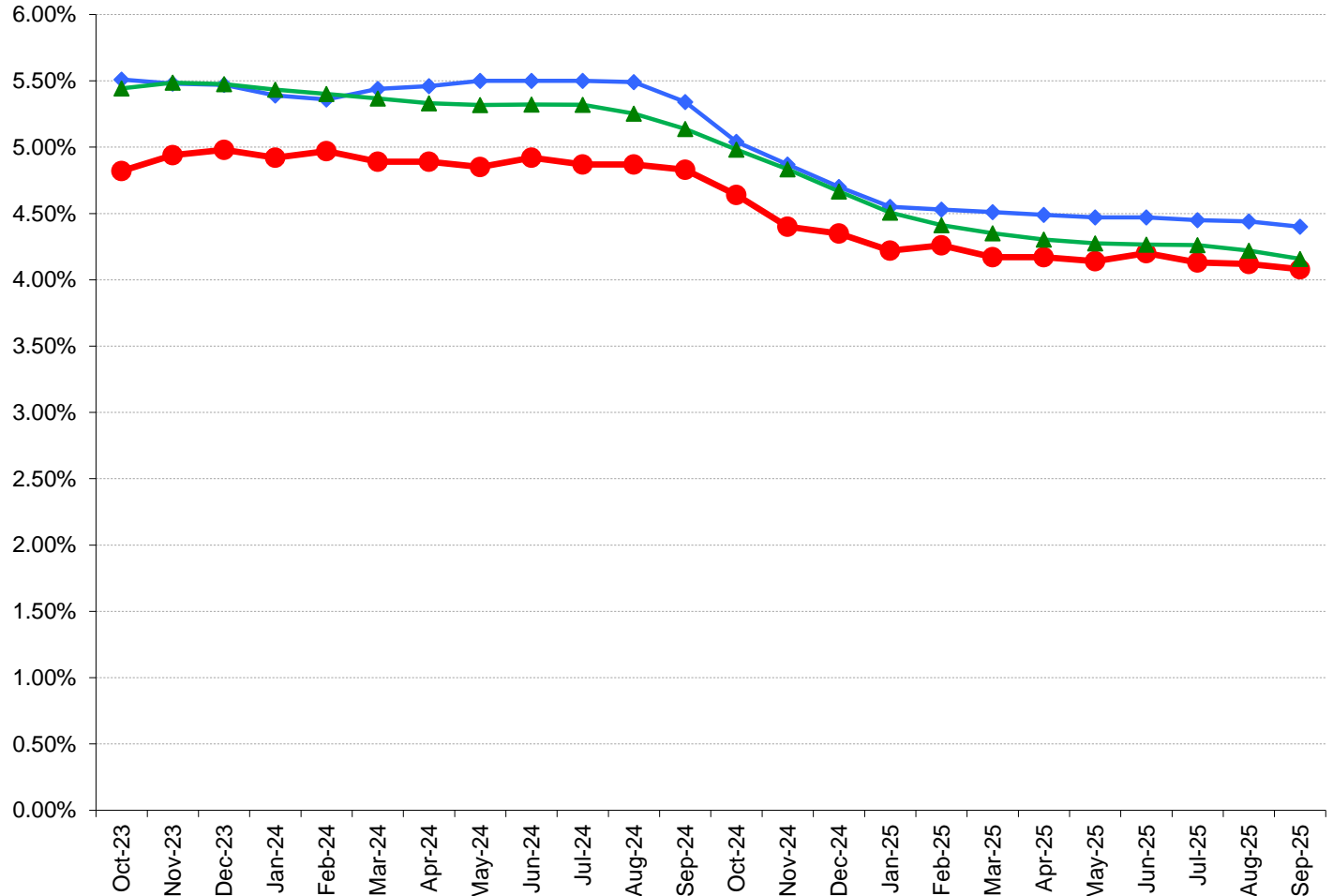


## Miami-Dade County Maturity Breakdown September 30, 2025



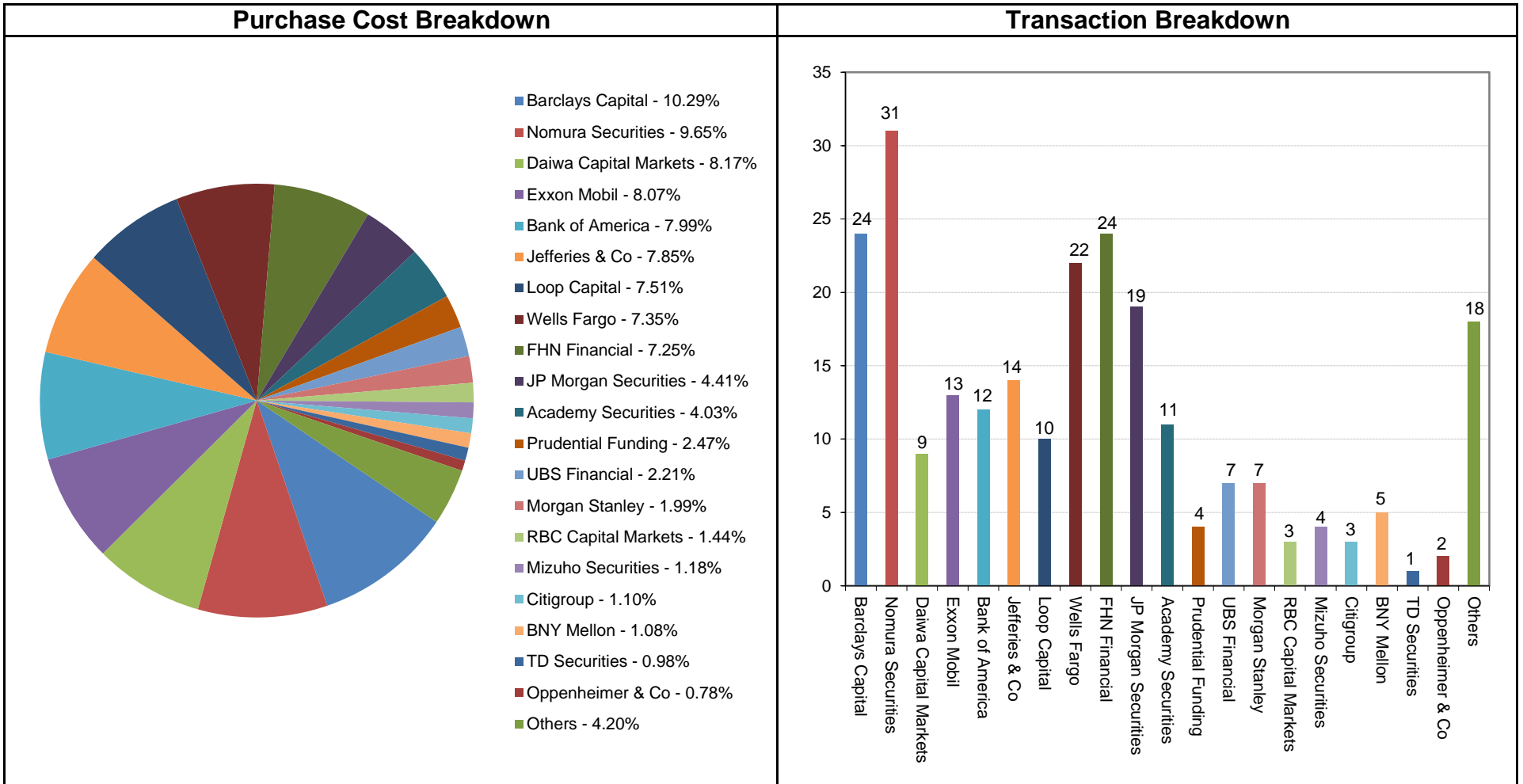
Note: Graphs above do not include miscellaneous funds totaling \$601 million and representing 6.9% of the portfolio:  
 Seaport (Fund 110) \$101 million  
 Public Housing & Community Development (Fund 300) \$500 million

Miami-Dade County  
Benchmark Comparisons  
September 30, 2025



	Oct-23	Nov-23	Dec-23	Jan-24	Feb-24	Mar-24	Apr-24	May-24	Jun-24	Jul-24	Aug-24	Sep-24	Oct-24	Nov-24	Dec-24	Jan-25	Feb-25	Mar-25	Apr-25	May-25	Jun-25	Jul-25	Aug-25	Sep-25
Miami-Dade - Earned Income Yield	4.82%	4.94%	4.98%	4.92%	4.97%	4.89%	4.89%	4.85%	4.92%	4.87%	4.87%	4.83%	4.64%	4.40%	4.35%	4.22%	4.26%	4.17%	4.17%	4.14%	4.20%	4.13%	4.12%	4.08%
Monthly Avg - Florida SBA Pool	5.51%	5.48%	5.47%	5.39%	5.36%	5.44%	5.46%	5.50%	5.50%	5.50%	5.49%	5.34%	5.04%	4.87%	4.70%	4.55%	4.53%	4.51%	4.49%	4.47%	4.47%	4.45%	4.44%	4.40%
6-Month Avg of 6-Mo T-Bill	5.44%	5.49%	5.48%	5.43%	5.40%	5.37%	5.33%	5.32%	5.32%	5.32%	5.25%	5.14%	4.98%	4.83%	4.67%	4.51%	4.41%	4.35%	4.30%	4.28%	4.27%	4.26%	4.22%	4.16%

### Miami-Dade County Broker Purchase Distribution September 30, 2025





**Detail Security Holdings Report**

**For the Period Ended**

**September 30, 2025**



**EOM - REPORT WRITER**  
**Investment Inventory**  
**Sorted by Fund**  
**September 30, 2025**

CUSIP	Investment #	Fund Number	Issuer	Purchase Date	Cur Rate	Par Value	Book Value	Market Value	Pur Accr Interest	Accrued Interest	Maturity Date	Call Date	Purchase Price	YTM	YTC	YTW	Unrealized G/L
WACHOVMM7	151194	108	Wells Fargo Interest Bearing Acct		0.640	3,887,061.65	3,887,061.65	3,887,061.65	0.00	2,034.73			100.000	0.640		0.640	0.00
825252885	181010	108	Invesco Money Market Fund	10/1/2024	4.055	147,500,000.00	147,500,000.00	147,500,000.00	0.00	448,872.90			100.000	4.055		4.055	0.00
31607A703	170623	108	Fidelity Money Market Fund		4.080	157,000,000.00	157,000,000.00	157,000,000.00	0.00	544,044.39			100.000	4.080		4.080	0.00
09248U700	182950	108	BlackRock Money Market Fund	10/1/2024	4.027	0.00	0.00	0.00	0.00	0.00			100.000	4.027		4.027	0.00
4812C0670	182951	108	J.P. Morgan Money Market Fund	10/1/2024	4.037	30,000,000.00	30,000,000.00	30,000,000.00	0.00	101,385.39			100.000	4.037		4.037	0.00
313385MK9	194775	108	FHLB Disc Note	12/19/2024	4.075	49,940,000.00	48,323,261.86	49,752,325.48	0.00	1,616,738.14	10/1/2025		96.763	4.241		4.241	1,429,063.62
313385MK9	194797	108	FHLB Disc Note	12/20/2024	4.055	49,790,000.00	48,191,637.27	49,602,889.18	0.00	1,598,362.73	10/1/2025		96.790	4.219		4.219	1,411,251.91
313385MK9	194798	108	FHLB Disc Note	12/20/2024	4.055	49,785,000.00	48,186,797.78	49,597,907.97	0.00	1,598,202.22	10/1/2025		96.790	4.219		4.219	1,411,110.19
14912DX20	196926	108	Caterpillar Comm Paper	9/25/2025	4.080	49,500,000.00	49,460,730.00	49,488,813.00	0.00	33,660.00	10/2/2025		99.921	4.140		4.140	28,083.00
313397ML2	196350	108	FHLMC Disc Note	7/15/2025	4.230	49,850,000.00	49,387,267.38	49,838,833.60	0.00	456,875.25	10/2/2025		99.072	4.270		4.270	451,566.22
912797MS3	194739	108	U.S. Treasury Bill	12/17/2024	4.055	49,830,000.00	48,207,902.00	49,824,468.87	0.00	1,616,485.20	10/2/2025		96.745	4.217		4.217	1,616,566.87
313385MM5	196325	108	FHLB Disc Note	7/10/2025	4.255	43,400,000.00	42,963,980.69	43,385,417.60	0.00	425,760.03	10/3/2025		98.995	4.298		4.298	421,436.91
89233GX68	195687	108	Toyota Comm Paper	4/17/2025	4.250	25,000,000.00	24,492,361.11	24,982,975.00	0.00	492,881.95	10/6/2025		97.969	4.398		4.398	490,613.89
14912DX79	196927	108	Caterpillar Comm Paper	9/25/2025	4.080	49,600,000.00	49,532,544.00	49,560,568.00	0.00	33,728.00	10/7/2025		99.864	4.142		4.142	28,024.00
912797RB5	196798	108	U.S. Treasury Bill	9/15/2025	4.111	49,500,000.00	49,375,642.25	49,466,538.00	0.00	90,442.00	10/7/2025		99.749	4.179		4.179	90,895.75
91411SX88	196674	108	Univ of California Comm Paper	8/28/2025	4.200	12,000,000.00	11,942,600.00	11,988,468.00	0.00	47,600.00	10/8/2025		99.522	4.279		4.279	45,868.00
313385MS2	196757	108	FHLB Disc Note	9/10/2025	4.100	17,563,000.00	17,506,993.54	17,547,263.55	0.00	42,004.85	10/8/2025		99.681	4.113		4.113	40,270.01
313397MT5	196512	108	FHLMC Disc Note	8/6/2025	4.200	45,350,000.00	45,011,386.67	45,304,332.55	0.00	296,286.66	10/9/2025		99.253	4.232		4.232	292,945.88
313589MU4	196566	108	FNMA Disc Note	8/13/2025	4.180	17,000,000.00	16,885,514.44	16,980,977.00	0.00	96,720.56	10/10/2025		99.327	4.208		4.208	95,462.56
912797RC3	196833	108	U.S. Treasury Bill	9/18/2025	4.020	30,000,000.00	29,912,900.00	29,956,200.00	0.00	43,550.00	10/14/2025		99.310	4.088		4.088	43,300.00
313385MZ6	196393	108	FHLB Disc Note	7/21/2025	4.260	40,000,000.00	39,592,933.33	39,932,840.00	0.00	340,800.00	10/15/2025		98.982	4.304		4.304	339,906.67
3134GWY59	182496	108	FHLMC Callable Bond	10/15/2020	0.600	20,000,000.00	20,000,000.00	19,972,660.00	0.00	55,333.33	10/15/2025		100.000	0.600		0.600	(27,340.00)
313385NA0	195042	108	FHLB Disc Note	1/28/2025	4.035	40,000,000.00	38,829,850.00	39,928,360.00	0.00	1,102,900.00	10/16/2025		97.075	4.182		4.182	1,098,510.00
912797QF7	196750	108	U.S. Treasury Bill	9/9/2025	4.073	49,900,000.00	49,691,111.67	49,815,718.90	0.00	124,203.87	10/16/2025		99.581	4.147		4.147	124,607.23
313385NB8	196390	108	FHLB Disc Note	7/18/2025	4.260	37,000,000.00	36,601,571.67	36,929,589.00	0.00	328,375.00	10/17/2025		98.923	4.306		4.306	328,017.33
313385NE2	196394	108	FHLB Disc Note	7/21/2025	4.255	30,000,000.00	29,677,329.17	29,932,830.00	0.00	255,300.00	10/20/2025		98.924	4.301		4.301	255,500.83
3136G44U4	182530	108	FNMA Callable Bond	10/20/2020	0.500	25,000,000.00	25,000,000.00	24,952,475.00	0.00	55,902.78	10/20/2025		100.000	0.500		0.500	(47,525.00)
16085GXM5	196556	108	Carolinas Health Comm Paper	8/12/2025	4.350	23,000,000.00	22,805,458.33	22,805,458.33	0.00	138,958.34	10/21/2025		99.154	4.448		4.448	0.00
46640PXN8	196852	108	J.P. Morgan Comm Paper	9/19/2025	4.150	25,000,000.00	24,904,895.83	24,936,300.00	0.00	34,583.33	10/22/2025		99.620	4.224		4.224	31,404.17
313385NG7	196435	108	FHLB Disc Note	7/25/2025	4.255	49,750,000.00	49,226,664.55	49,627,465.75	0.00	399,851.80	10/22/2025		98.948	4.300		4.300	400,801.20
3134GWZV1	183771	108	FHLMC Callable Bond	2/18/2021	0.650	10,000,000.00	10,000,000.00	9,979,250.00	0.00	28,708.33	10/22/2025		100.000	0.650		0.650	(20,750.00)
313397NN7	196602	108	FHLMC Disc Note	8/15/2025	4.155	49,000,000.00	48,581,499.17	48,846,434.00	0.00	265,804.58	10/28/2025		99.146	4.191		4.191	264,934.83
912797RE9	196976	108	U.S. Treasury Bill	9/30/2025	4.039	49,910,000.00	49,753,210.51	49,758,573.06	0.00	5,599.62	10/28/2025		99.686	4.108		4.108	5,362.55
3134GXKS2	183597	108	FHLMC Callable Bond	1/29/2021	0.500	30,000,000.00	30,000,000.00	29,916,120.00	0.00	63,333.33	10/29/2025		100.000	0.500		0.500	(83,880.00)
313385NQ5	195043	108	FHLB Disc Note	1/28/2025	4.025	28,890,000.00	28,001,732.81	28,792,987.38	0.00	794,595.38	10/30/2025		96.925	4.177		4.177	791,254.57
313397NQ0	196511	108	FHLMC Disc Note	8/6/2025	4.160	47,200,000.00	46,736,391.11	47,041,502.40	0.00	305,436.45	10/30/2025		99.018	4.201		4.201	305,111.29
912797NA1	196688	108	U.S. Treasury Bill	8/29/2025	4.136	49,950,000.00	49,594,200.60	49,786,963.20	0.00	189,377.10	10/30/2025		99.288	4.224		4.224	192,762.60
912797NA1	196774	108	U.S. Treasury Bill	9/11/2025	4.008	49,990,000.00	49,717,321.91	49,826,832.64	0.00	111,297.18	10/30/2025		99.455	4.085		4.085	109,510.73
46514AL56	191350	108	State of Israel Jubilee Bonds	11/1/2023	5.280	25,000,000.00	25,000,000.00	24,999,275.00	0.00	553,315.07	11/1/2025		100.000	5.280		5.280	(725.00)
313397NU1	196389	108	FHLMC Disc Note	7/18/2025	4.200	49,650,000.00	49,024,410.00	49,470,415.95	0.00	434,437.50	11/3/2025		98.740	4.254		4.254	446,005.95
313385NV2	196859	108	FHLB Disc Note	9/22/2025	4.000	29,000,000.00	28,861,444.44	28,892,004.00	0.00	29,000.00	11/4/2025		99.522	4.019		4.019	30,559.56
912797RM1	196978	108	U.S. Treasury Bill	9/30/2025	3.983	49,950,000.00	49,756,599.84	49,760,839.35	0.00	5,525.72	11/4/2025		99.613	4.054		4.054	4,239.51
98459RY53	196513	108	Yale Univ Comm Paper	8/6/2025	4.170	10,000,000.00	9,894,590.00	9,958,940.00	0.00	64,867.69	11/5/2025		98.946	4.273		4.273	64,350.00
313397NX5	196610	108	FHLMC Disc Note	8/18/2025	4.140	49,550,000.00	49,094,140.00	49,354,971.20	0.00	250,723.00	11/6/2025		99.080	4.178		4.178	260,831.20
912797QP5	196894	108	U.S. Treasury Bill	9/24/2025	4.010	28,000,000.00	27,865,871.06	27,887,580.00	0.00	21,834.94	11/6/2025		99.521	4.086		4.086	21,708.94
89233GY75	195889	108	Toyota Comm Paper	5/13/2025	4.270	10,000,000.00	9,788,872.22	9,956,680.00	0.00	167,241.67	11/7/2025		97.889	4.423		4.423	167,807.78
313385NY8	196797	108	FHLB Disc Note	9/15/2025	4.015	49,600,000.00	49,306,815.78	49,399,467.20	0.00	88,508.44	11/7/2025		99.409	4.039		4.039	92,651.42
313385PD2	196358	108	FHLB Disc Note	7/16/2025	4.230	42,750,000.00	42,152,248.13	42,554,418.75	0.00	386,780.62	11/12/2025		98.602	4.290		4.290	402,170.62
30229AYD5	196111	108	Exxon Comm Paper	6/11/2025	4.220	44,300,000.00	43,495,093.61	44,079,031.60	0.00	581,609.78	11/13/2025		98.183	4.358		4.358	583,937.99
30229AYD5	196831	108	Exxon Comm Paper	9/18/2025	4.000	47,000,000.00	46,707,555.56	46,765,564.00	0.00	67,888.89	11/13/2025		99.378	4.081		4.081	58,008.44
313397PE5	196641	108	FHLMC Disc Note	8/25/2025	4.130	49,650,000.00	49,194,323.33	49,417,588.35	0.00	210,750.46	11/13/2025		99.082	4.168		4.168	223,265.02
313589PF4	196584	108	FNMA Disc Note	8/14/2025	4.095	35,000,000.00	34,633,725.00	34,832,455.00	0.00	191,100.00	11/14/2025		98.954	4.138		4.138	198,730.00
313397PJ4	196551	108	FHLMC Disc Note	8/11/2025	4.110	30,000,000.00	29,664,350.00	29,846,790.00	0.00	174,675.00	11/17/2025		98.881	4.157		4.157	182,440.00
912797RP4	196979	108	U.S. Treasury Bill	9/30/2025	3.980	49,940,000.00	49,669,463.92	49,674,269.26	0.00	5,521.14	11/18/2025		99.458	4.057		4.057	4,805.34
313385PL4	196555	108	FHLB Disc Note	8/12/2025	4.100	45,000,000.00	44,492,625.00	44,760,645.00	0.00	256,250.00	11/19/2025		98.873	4.147		4.147	268,020.00
912797QR1	196970	108	U.S. Treasury Bill	9/29/2025	3.950	48,600,000.00	48,322,710.00	48,331,873.80	0.00	10,665.00	11/20/2025		99.429	4.028		4.028	9,163.80

**EOM - REPORT WRITER**  
**Investment Inventory**  
**Sorted by Fund**  
**September 30, 2025**

CUSIP	Investment #	Fund Number	Issuer	Purchase Date	Cur Rate	Par Value	Book Value	Market Value	Pur Accr Interest	Accrued Interest	Maturity Date	Call Date	Purchase Price	YTM	YTC	YTW	Unrealized G/L
313385PN0	196444	108	FHLL Disc Note	7/28/2025	4.235	23,396,000.00	23,076,735.58	23,266,573.33	0.00	178,898.17	11/21/2025		98.635	4.294		4.294	189,837.75
313385PR1	196611	108	FHLL Disc Note	8/18/2025	4.100	49,380,000.00	48,828,864.33	49,091,077.62	0.00	247,448.67	11/24/2025		98.884	4.146		4.146	262,213.29
3130ALAA2	183830	108	FHLL Callable Bond	2/24/2021	0.560	7,000,000.00	7,000,000.00	6,963,509.00	0.00	4,028.89	11/24/2025		100.000	0.560		0.560	(36,491.00)
912797RQ2	196460	108	U.S. Treasury Bill	7/30/2025	4.211	48,600,000.00	47,929,187.70	48,303,394.20	0.00	358,145.55	11/25/2025		98.620	4.329		4.329	374,206.50
912797NL7	196968	108	U.S. Treasury Bill	9/29/2025	3.950	48,950,000.00	48,627,745.83	48,635,741.00	0.00	10,741.81	11/28/2025		99.342	4.031		4.031	7,995.17
313313QB7	196958	108	FFCB Disc Note	9/26/2025	3.910	30,000,000.00	29,775,175.00	29,791,200.00	0.00	16,291.67	12/4/2025		99.251	3.940		3.940	16,025.00
313385QC3	196696	108	FHLL Disc Note	9/2/2025	4.050	18,900,000.00	18,700,132.50	18,766,433.70	0.00	61,661.25	12/5/2025		98.943	4.093		4.093	66,301.20
3135G06J7	183099	108	FNMA Callable Bond	12/10/2020	0.650	40,000,000.00	40,000,000.00	39,736,440.00	0.00	80,166.67	12/10/2025		100.000	0.650		0.650	(263,560.00)
313397QJ3	196649	108	FHLLC Disc Note	8/26/2025	4.070	29,000,000.00	28,649,188.61	28,776,410.00	0.00	118,030.00	12/11/2025		98.790	4.120		4.120	127,221.39
313397QJ3	196689	108	FHLLC Disc Note	8/29/2025	4.040	49,865,000.00	49,283,020.04	49,480,540.85	0.00	184,666.72	12/11/2025		98.833	4.088		4.088	197,520.81
91411SZH6	196834	108	Univ of California Comm Paper	9/18/2025	4.200	30,000,000.00	29,685,000.00	29,685,000.00	0.00	45,500.00	12/17/2025		98.950	4.304		4.304	0.00
78009AZJ6	196197	108	RBC Comm Paper	6/20/2025	4.300	35,000,000.00	34,243,319.44	34,690,600.00	0.00	430,597.22	12/18/2025		97.838	4.456		4.456	447,280.56
3133ERM99	194795	108	FFCB Bullet	12/20/2024	4.250	50,000,000.00	49,999,456.82	50,005,850.00	0.00	602,083.33	12/19/2025		99.995	4.255		4.255	6,393.18
313385QW9	196782	108	FHLL Disc Note	9/12/2025	3.890	28,000,000.00	27,691,393.33	27,691,393.33	0.00	57,485.56	12/23/2025		98.898	3.933		3.933	0.00
912797RZ2	196929	108	U.S. Treasury Bill	9/25/2025	3.830	49,200,000.00	48,697,504.00	48,726,105.60	0.00	31,406.00	12/30/2025		98.979	3.923		3.923	28,601.60
3135G06Q1	183450	108	FNMA Callable Bond	1/13/2021	0.640	10,000,000.00	10,000,000.00	9,916,380.00	0.00	16,177.78	12/30/2025		100.000	0.640		0.640	(83,620.00)
3130AKLP9	183309	108	FHLL Step-Up Bond	12/30/2020	2.750	14,700,000.00	14,700,000.00	14,653,695.00	0.00	102,185.42	12/30/2025		100.000	0.720		0.720	(46,305.00)
3130AKLH7	183310	108	FHLL Step-Up Bond	12/30/2020	1.500	4,660,000.00	4,660,000.00	4,631,205.86	0.00	17,669.17	12/30/2025		100.000	0.640		0.640	(28,794.14)
3130AKLS3	183311	108	FHLL Step-Up Bond	12/30/2020	2.500	20,000,000.00	20,000,000.00	19,916,740.00	0.00	126,388.89	12/30/2025		100.000	0.725		0.725	(83,260.00)
912797SE8	196980	108	U.S. Treasury Bill	9/30/2025	3.820	49,930,000.00	49,410,783.48	49,414,223.10	0.00	5,298.13	1/6/2026		98.960	3.914		3.914	3,439.62
912797RH2	196977	108	U.S. Treasury Bill	9/30/2025	3.748	49,920,000.00	49,400,346.67	49,401,480.96	0.00	5,196.53	1/8/2026		98.959	3.840		3.840	1,134.29
3134GXKT0	183431	108	FHLLC Callable Bond	1/12/2021	0.550	25,000,000.00	25,000,000.00	24,755,550.00	0.00	30,173.61	1/12/2026		100.000	0.550		0.550	(244,450.00)
89233HAD6	195949	108	Toyota Comm Paper	5/20/2025	4.340	28,000,000.00	27,196,617.78	27,672,792.00	0.00	452,324.44	1/13/2026		97.131	4.507		4.507	476,174.22
89233HAL8	196296	108	Toyota Comm Paper	7/7/2025	4.260	45,000,000.00	43,950,975.00	44,439,930.00	0.00	457,950.00	1/20/2026		97.669	4.415		4.415	488,955.00
912797PD3	196969	108	U.S. Treasury Bill	9/29/2025	3.780	24,000,000.00	23,710,200.00	23,714,496.00	0.00	5,040.00	1/22/2026		98.793	3.879		3.879	4,296.00
3130AKQ74	183537	108	FHLL Callable Bond	1/22/2021	0.625	20,000,000.00	20,000,000.00	19,792,300.00	0.00	23,958.33	1/22/2026		100.000	0.625		0.625	(207,700.00)
3130AKNR3	183547	108	FHLL Callable Bond	1/26/2021	0.560	15,000,000.00	15,000,000.00	14,840,025.00	0.00	15,166.67	1/26/2026		100.000	0.560		0.560	(159,975.00)
3130AKPM2	183548	108	FHLL Step-Up Bond	1/26/2021	1.250	25,000,000.00	25,000,000.00	24,781,100.00	0.00	56,423.61	1/26/2026		100.000	0.625		0.625	(218,900.00)
89233HAT1	196475	108	Toyota Comm Paper	7/31/2025	4.350	50,000,000.00	48,912,500.00	49,339,850.00	0.00	374,583.33	1/27/2026		97.825	4.508		4.508	427,350.00
313385SH0	196928	108	FHLL Disc Note	9/25/2025	3.805	18,500,000.00	18,257,536.94	18,266,696.50	0.00	11,732.08	1/27/2026		98.689	3.856		3.856	9,159.56
3130AKNG7	183576	108	FHLL Callable Bond	1/28/2021	0.550	6,000,000.00	6,000,000.00	5,936,886.00	0.00	5,775.00	1/28/2026		100.000	0.550		0.550	(63,114.00)
3135G06R9	183575	108	FNMA Callable Bond	1/28/2021	0.550	25,000,000.00	25,000,000.00	24,726,675.00	0.00	24,062.50	1/28/2026		100.000	0.550		0.550	(273,325.00)
3130AKPW0	183577	108	FHLL Step-Up Bond	1/28/2021	1.000	8,500,000.00	8,500,000.00	8,417,643.50	0.00	14,875.00	1/28/2026		100.000	0.610		0.610	(82,356.50)
89233HBZ9	196500	108	Toyota Comm Paper	8/5/2025	4.180	30,000,000.00	29,369,516.67	29,584,500.00	0.00	198,550.00	2/2/2026		97.898	4.329		4.329	214,983.33
78009BB35	195887	108	RBC Comm Paper	5/13/2025	4.230	49,200,000.00	47,662,254.00	48,515,332.80	0.00	815,121.00	2/3/2026		96.875	4.397		4.397	853,078.80
3133ER2H3	195124	108	FFCB Bullet	2/6/2025	4.125	31,245,000.00	31,234,747.94	31,264,059.45	0.00	207,649.06	2/3/2026		99.904	4.225		4.225	29,311.51
3134GXL04	183637	108	FHLLC Callable Bond	2/3/2021	0.600	22,680,000.00	22,680,000.00	22,417,819.20	0.00	21,924.00	2/3/2026		100.000	0.600		0.600	(262,180.80)
3134GXLF9	183728	108	FHLLC Callable Bond	2/12/2021	0.550	7,000,000.00	7,000,000.00	6,911,387.00	0.00	5,240.28	2/12/2026		100.000	0.550		0.550	(88,613.00)
3130AKXJ0	183829	108	FHLL Callable Bond	2/24/2021	0.600	10,000,000.00	9,999,801.39	9,866,330.00	0.00	6,166.67	2/24/2026		99.975	0.605		0.605	(133,471.39)
3130ALCU6	183879	108	FHLL Callable Bond	2/25/2021	0.700	8,000,000.00	8,000,000.00	7,895,528.00	0.00	5,600.00	2/25/2026		100.000	0.700		0.700	(104,472.00)
3130ALEK6	183859	108	FHLL Callable Bond	2/26/2021	0.780	9,000,000.00	9,000,000.00	8,888,427.00	0.00	6,825.00	2/26/2026		100.000	0.780		0.780	(111,573.00)
3130ALRV8	184154	108	FHLL Step-Up Bond	3/31/2021	3.000	13,225,000.00	13,225,000.00	13,166,995.15	0.00	1,102.08	3/30/2026		100.000	1.100		1.100	(58,004.85)
46514BCF2	189664	108	State of Israel Jubilee Bonds	4/1/2023	4.970	10,000,000.00	10,000,000.00	9,999,850.00	0.00	208,331.51	4/1/2026		100.000	4.973		4.973	(150.00)
78009BD25	196297	108	RBC Comm Paper	7/7/2025	4.170	46,000,000.00	44,566,678.33	45,076,964.00	0.00	458,236.67	4/2/2026		96.884	4.334		4.334	510,285.67
3133ETHB6	196019	108	FFCB Bullet	5/30/2025	4.125	20,000,000.00	20,020,243.29	20,060,208.33	25,208.33	302,500.00	5/19/2026		99.962	4.164		4.164	39,965.04
3130B6XK7	196289	108	FHLL Callable Bond	7/3/2025	4.250	12,765,000.00	12,765,000.00	12,763,621.38	0.00	132,614.17	7/2/2026	11/2/2025	100.000	4.250	4.250	4.250	(1,378.62)
3130B7K37	196632	108	FHLL Callable Bond	8/21/2025	4.200	20,000,000.00	20,000,000.00	19,981,660.00	0.00	93,333.33	8/13/2026	11/13/2025	100.000	4.201		4.201	(18,340.00)
3130B7JW5	196695	108	FHLL Callable Bond	9/2/2025	4.000	22,660,000.00	22,681,848.42	22,710,199.45	30,213.33	103,228.89	9/18/2026	2/19/2026	99.960	4.041		4.041	28,351.03
46514X2H1	195083	108	State of Israel Jubilee Bonds	2/1/2025	5.220	66,000,000.00	66,000,000.00	66,000,000.00	0.00	1,444,152.33	2/1/2028		100.000	4.473		4.473	0.00
46514X2M0	195550	108	State of Israel Jubilee Bonds	4/1/2025	4.740	20,000,000.00	20,000,000.00	20,000,000.00	0.00	397,380.82	4/1/2028		100.000	4.746		4.746	0.00
3134HBHW4	196388	108	FHLLC Callable Bond	7/18/2025	4.625	18,000,000.00	18,224,312.50	18,138,866.50	224,312.50	393,125.00	4/11/2028		100.000	4.622		4.622	(85,446.00)
3134HBXN6	196305	108	FHLLC Callable Bond	7/8/2025	4.650	18,000,000.00	18,000,000.00	17,997,984.00	0.00	192,975.00	6/30/2028		100.000	4.650		4.650	(2,016.00)
3134HA2C6	194954	108	FHLLC Callable Bond	1/14/2025	5.000	25,000,000.00	25,000,000.00	25,011,525.00	0.00	267,361.11	1/14/2030	1/14/2026	100.000	5.000		5.000	11,525.00
3134HA2C6	194956	108	FHLLC Callable Bond	1/14/2025	5.000	10,000,000.00	10,000,000.00	10,004,610.00	0.00	106,944.44	1/14/2030	1/14/2026	100.000	5.000		5.000	4,610.00
3136GA5S4	195022	108	FNMA Callable Bond	1/23/2025	5.000	15,000,000.00	15,000,000.00	15,018,180.00	0.00	141,666.67	1/23/2030	1/23/2026	100.000	5.000		5.000	18,180.00
3134HBPL9	195834	108	FHLLC Callable Bond	5/6/2025	4.750	17,000,000.00	16,992,190.09	16,943,101.00	0.00	325,243.06	4/22/2030		99.950</				

**EOM - REPORT WRITER**  
**Investment Inventory**  
**Sorted by Fund**  
**September 30, 2025**

CUSIP	Investment #	Fund Number	Issuer	Purchase Date	Cur Rate	Par Value	Book Value	Market Value	Pur Accr Interest	Accrued Interest	Maturity Date	Call Date	Purchase Price	YTM	YTC	YTW	Unrealized G/L
3130B6XY7	196400	108	FHLB Callable Bond	7/22/2025	4.800	30,000,000.00	30,000,000.00	29,506,500.00	0.00	276,000.00	7/8/2030	10/8/2025	100.000	4.800		4.800	(493,500.00)
3134HBXU0	196401	108	FHLMC Callable Bond	7/22/2025	4.900	25,000,000.00	25,000,000.00	24,998,825.00	0.00	234,791.67	7/8/2030	10/8/2025	100.000	4.900		4.900	(1,175.00)
3134HBXU0	196402	108	FHLMC Callable Bond	7/22/2025	4.900	9,300,000.00	9,300,000.00	9,299,562.90	0.00	87,342.50	7/8/2030	10/8/2025	100.000	4.900		4.900	(437.10)
3134HBZK0	196453	108	FHLMC Callable Bond	7/29/2025	4.900	25,000,000.00	25,000,000.00	25,008,150.00	0.00	210,972.22	7/15/2030	10/15/2025	100.000	4.900		4.900	8,150.00
3130B7D84	196514	108	FHLB Callable Bond	8/6/2025	4.200	9,200,000.00	9,200,000.00	9,198,500.40	0.00	59,033.33	8/6/2030	8/6/2027	100.000	4.200		4.200	(1,499.60)
3130B7L36	196672	108	FHLB Callable Bond	8/28/2025	4.625	25,000,000.00	25,000,000.00	24,893,250.00	0.00	105,989.58	8/14/2030	11/14/2025	100.000	4.625		4.625	(106,750.00)
3130B7LM4	196673	108	FHLB Callable Bond	8/28/2025	4.625	25,000,000.00	25,000,000.00	24,899,025.00	0.00	105,989.58	8/14/2030	11/14/2025	100.000	4.625		4.625	(100,975.00)
3134HBH61	196621	108	FHLB Callable Bond	8/20/2025	4.560	25,000,000.00	25,000,000.00	25,032,725.00	0.00	129,833.33	8/20/2030		100.000	4.560		4.560	32,725.00
3130B7RB2	196806	108	FHLB Callable Bond	9/16/2025	4.400	25,000,000.00	25,000,000.00	24,854,200.00	0.00	45,833.33	9/4/2030	12/4/2025	100.000	4.400		4.400	(145,800.00)
3130B7RB2	196807	108	FHLB Callable Bond	9/16/2025	4.400	35,000,000.00	35,000,000.00	34,795,880.00	0.00	64,166.67	9/4/2030	12/4/2025	100.000	4.400		4.400	(204,120.00)
3130B7S39	196808	108	FHLB Callable Bond	9/16/2025	4.375	15,000,000.00	15,000,000.00	14,934,525.00	0.00	27,343.75	9/4/2030	12/4/2025	100.000	4.375		4.375	(65,475.00)
3130B7T46	196821	108	FHLB Callable Bond	9/17/2025	4.375	15,000,000.00	15,000,000.00	14,912,475.00	0.00	25,520.83	9/4/2030		100.000	4.375		4.375	(87,525.00)
3136GASW0	196832	108	FNMA Callable Bond	9/18/2025	4.160	25,000,000.00	25,000,000.00	24,845,250.00	0.00	37,555.56	9/4/2030	6/4/2026	100.000	4.160		4.160	(154,750.00)
3136GAS83	196758	108	FNMA Callable Bond	9/10/2025	4.000	10,000,000.00	9,975,785.83	9,985,630.00	0.00	23,333.33	9/10/2030	3/10/2026	99.755	4.055		4.055	9,844.17
3136GARW1	196784	108	FNMA Callable Bond	9/12/2025	4.000	15,000,000.00	14,966,606.25	14,930,460.00	0.00	31,666.67	9/12/2030	3/12/2026	99.775	4.050		4.050	(36,146.25)
3134HBN80	196809	108	FHLB Callable Bond	9/16/2025	4.130	28,000,000.00	28,000,000.00	27,844,992.00	0.00	48,183.33	9/16/2030	6/16/2026	100.000	4.130		4.130	(155,008.00)
3134HBS36	196860	108	FHLB Callable Bond	9/22/2025	4.085	20,000,000.00	20,000,000.00	19,980,360.00	0.00	20,425.00	9/18/2030	9/18/2026	100.000	4.085		4.085	(19,640.00)
<b>108 Total</b>						<b>4,112,851,061.65</b>	<b>4,079,157,256.95</b>	<b>4,094,755,603.68</b>	<b>279,734.16</b>	<b>29,228,074.11</b>							<b>15,598,346.73</b>
31607A703	165749	109	Fidelity Money Market Fund	10/1/2024	4.080	0.00	0.00	0.00	0.00	0.00			100.000	4.080		4.080	0.00
09248U700	185328	109	BlackRock Money Market Fund	10/1/2024	4.027	0.00	0.00	0.00	0.00	0.00			100.000	4.027		4.027	0.00
313397MK4	196310	109	FHLMC Disc Note	7/9/2025	4.220	28,915,000.00	28,630,283.63	28,806,337.43	0.00	284,716.37	10/1/2025		99.015	4.262		4.262	176,053.80
912797MS3	196785	109	U.S. Treasury Bill	9/12/2025	4.154	10,775,000.00	10,750,131.90	10,773,803.98	0.00	23,624.69	10/2/2025		99.769	4.222		4.222	23,672.08
14912DX61	196876	109	Caterpillar Comm Paper	9/23/2025	4.080	29,105,000.00	29,062,118.63	29,085,179.50	0.00	26,388.54	10/6/2025		99.853	4.143		4.143	23,060.87
313397MQ1	196352	109	FHLMC Disc Note	7/15/2025	4.230	34,267,000.00	33,932,811.08	34,243,972.58	0.00	314,057.06	10/6/2025		99.025	4.272		4.272	311,161.50
912797RB5	196502	109	U.S. Treasury Bill	8/5/2025	4.202	24,128,000.00	23,950,574.75	24,111,689.47	0.00	160,527.61	10/7/2025		99.265	4.292		4.292	161,114.72
313385MS2	196332	109	FHLB Disc Note	7/11/2025	4.257	26,710,000.00	26,428,897.28	26,686,067.84	0.00	258,993.52	10/8/2025		98.948	4.302		4.302	257,170.56
30229AX95	196077	109	Exxon Comm Paper	6/5/2025	4.250	35,000,000.00	34,479,375.00	34,964,160.00	0.00	487,569.44	10/9/2025		98.513	4.374		4.374	484,785.00
313385MU7	195835	109	FHLB Disc Note	5/6/2025	4.090	26,472,000.00	25,999,820.41	26,442,377.83	0.00	445,111.97	10/10/2025		98.216	4.164		4.164	442,557.42
313385MU7	196014	109	FHLB Disc Note	5/29/2025	4.200	10,000,000.00	9,843,666.67	9,988,810.00	0.00	145,833.33	10/10/2025		98.437	4.267		4.267	145,143.33
912797RC3	196775	109	U.S. Treasury Bill	9/11/2025	4.030	13,681,000.00	13,630,460.11	13,661,025.74	0.00	30,630.24	10/14/2025		99.631	4.101		4.101	30,565.63
912797QF7	196759	109	U.S. Treasury Bill	9/10/2025	4.065	23,560,000.00	23,464,228.60	23,520,207.16	0.00	55,866.65	10/16/2025		99.594	4.138		4.138	55,978.56
313397NB3	196633	109	FHLMC Disc Note	8/21/2025	4.180	44,293,000.00	43,999,854.16	44,208,710.42	0.00	210,859.29	10/17/2025		99.338	4.208		4.208	208,856.26
313397NE7	196835	109	FHLMC Disc Note	9/18/2025	4.000	47,985,000.00	47,814,386.67	47,877,561.59	0.00	69,311.67	10/20/2025		99.644	4.014		4.014	63,174.92
313589NF6	196643	109	FNMA Disc Note	8/25/2025	4.175	32,298,000.00	32,084,496.76	32,222,067.40	0.00	138,589.82	10/21/2025		99.339	4.203		4.203	137,570.64
313385NG7	196438	109	FHLB Disc Note	7/25/2025	4.255	21,118,000.00	20,895,853.31	21,065,986.37	0.00	169,730.06	10/22/2025		98.948	4.300		4.300	170,133.06
912797QG5	195793	109	U.S. Treasury Bill	5/1/2025	4.040	20,674,000.00	20,267,985.61	20,623,100.61	0.00	354,972.58	10/23/2025		98.036	4.178		4.178	355,115.00
3134GW3X2	182593	109	FHLMC Callable Bond	10/27/2020	0.625	30,000,000.00	30,000,000.00	29,922,690.00	0.00	80,208.33	10/27/2025		100.000	0.625		0.625	(77,310.00)
912797RE9	196811	109	U.S. Treasury Bill	9/16/2025	4.040	30,000,000.00	29,858,600.00	29,908,980.00	0.00	50,500.00	10/28/2025		99.529	4.116		4.116	50,380.00
3136G46S7	182614	109	FNMA Callable Bond	10/28/2020	0.560	25,000,000.00	25,000,000.00	24,933,700.00	0.00	59,500.00	10/28/2025		100.000	0.560		0.560	(66,300.00)
313385NR3	196346	109	FHLB Disc Note	7/14/2025	4.235	23,000,000.00	22,705,079.31	22,920,190.00	0.00	213,749.86	10/31/2025		98.718	4.290		4.290	215,110.69
313397M1	196373	109	FHLMC Disc Note	7/17/2025	4.205	45,705,000.00	45,123,092.83	45,539,685.02	0.00	405,733.44	11/3/2025		98.727	4.259		4.259	416,592.19
912797RM1	196751	109	U.S. Treasury Bill	9/9/2025	4.069	35,781,000.00	35,554,550.00	35,645,497.35	0.00	88,962.50	11/4/2025		99.367	4.151		4.151	90,947.35
98459RY53	195867	109	Yale Univ Comm Paper	5/8/2025	4.180	18,000,000.00	17,621,694.00	17,926,092.00	0.00	305,152.91	11/5/2025		97.898	4.329		4.329	304,398.00
98459RY53	196503	109	Yale Univ Comm Paper	8/5/2025	4.170	10,880,000.00	10,764,051.84	10,835,326.72	0.00	71,837.45	11/5/2025		98.934	4.274		4.274	71,274.88
313385PE0	196537	109	FHLB Disc Note	8/7/2025	4.140	22,000,000.00	21,752,060.00	21,897,018.00	0.00	139,150.00	11/13/2025		98.873	4.187		4.187	144,958.00
313385PF7	196853	109	FHLB Disc Note	9/19/2025	3.970	10,275,000.00	10,211,546.17	10,225,813.57	0.00	13,597.25	11/14/2025		99.382	3.995		3.995	14,267.40
313385PF7	196895	109	FHLB Disc Note	9/24/2025	3.960	23,986,000.00	23,851,438.54	23,871,179.02	0.00	18,469.22	11/14/2025		99.439	3.982		3.982	19,740.48
313397PM7	196658	109	FHLMC Disc Note	8/27/2025	4.095	28,433,000.00	28,158,088.43	28,278,722.54	0.00	113,198.88	11/20/2025		99.033	4.135		4.135	120,634.11
3133ER5L1	195281	109	FFCB Bullet	2/28/2025	4.125	25,000,000.00	24,996,041.67	24,998,500.00	0.00	352,343.75	11/28/2025		99.925	4.235		4.235	2,458.33
313313QB7	196959	109	FFCB Disc Note	9/26/2025	3.910	9,598,000.00	9,526,070.99	9,531,197.92	0.00	5,212.25	12/4/2025		99.251	3.940		3.940	5,126.93
313385QC3	196454	109	FHLB Disc Note	7/29/2025	4.150	35,530,000.00	35,001,639.29	35,278,909.49	0.00	262,132.45	12/5/2025		98.513	4.213		4.213	277,270.20
3135G06J7	183098	109	FNMA Callable Bond	12/10/2020	0.650	10,000,000.00	10,000,000.00	9,934,110.00	0.00	20,041.67	12/10/2025		100.000	0.650		0.650	(65,890.00)
313385QJ8	196617	109	FHLB Disc Note	8/19/2025	4.065	48,620,000.00	47,994,139.05	48,245,139.80	0.00	236,070.36	12/11/2025		98.713	4.118		4.118	251,000.75
46514AP60	192043	109	State of Israel Jubilee Bonds	1/15/2024	4.640	10,000,000.00	10,000,000.00	9,999,520.00	0.00	194,498.63	1/1/2026		100.000	4.641		4.641	(480.00)
313385RW8	196478	109	FHLB Disc Note	7/31/2025	4.140	18,147,000.00	17,794,313.06	17,939,307.59	0.00	129,388.11	1/16/2026		98.057	4.222		4.222	144,994.53
313385SB3	196930	109	FHLB Disc Note	9/25/2025	3.835	29,800,000.00	29,425,405.72	29,443,145.00									

**EOM - REPORT WRITER**  
**Investment Inventory**  
**Sorted by Fund**  
**September 30, 2025**

CUSIP	Investment #	Fund Number	Issuer	Purchase Date	Cur Rate	Par Value	Book Value	Market Value	Pur Accr Interest	Accrued Interest	Maturity Date	Call Date	Purchase Price	YTM	YTC	YTW	Unrealized G/L
89233HBS2	196477	109	Toyota Comm Paper	7/31/2025	4.340	20,000,000.00	19,493,666.67	19,671,580.00	0.00	149,488.89	2/26/2026		97.468	4.501		4.501	177,913.33
3130ALGH1	183862	109	FHLB Step-Up Bond	2/26/2021	1.500	6,000,000.00	6,000,000.00	5,952,156.00	0.00	8,750.00	2/26/2026		100.000	0.800		0.800	(47,844.00)
3130ALGE8	183968	109	FHLB Step-Up Bond	3/10/2021	2.000	5,000,000.00	5,000,000.00	4,957,965.00	0.00	5,833.33	3/10/2026		100.000	0.850		0.850	(42,035.00)
3130ALM27	184064	109	FHLB Step-Up Bond	3/23/2021	2.000	6,000,000.00	6,000,000.00	5,946,132.00	0.00	2,666.67	3/23/2026		100.000	1.010		1.010	(53,868.00)
46514YRJ8	193152	109	State of Israel Jubilee Bonds	6/1/2024	5.270	11,000,000.00	11,000,000.00	10,999,978.00	0.00	242,997.54	6/1/2026		100.000	5.270		5.270	(22.00)
3134HA2T9	195249	109	FHLMC Callable Bond	2/24/2025	4.550	5,897,000.00	5,897,000.00	5,898,362.21	0.00	56,643.96	1/15/2027	10/15/2025	100.000	4.548		4.548	1,362.21
46514XX95	195084	109	State of Israel Jubilee Bonds	2/1/2025	4.780	9,000,000.00	9,000,000.00	8,999,730.00	0.00	180,330.41	2/1/2027		100.000	3.823		3.823	(270.00)
3133EP6K6	192686	109	FFCB Bullet	3/26/2024	4.500	11,050,000.00	11,048,959.97	11,181,362.40	0.00	6,906.25	3/26/2027		99.981	4.507		4.507	132,402.43
3130B7QK3	196799	109	FHLB Callable Bond	9/15/2025	4.125	11,505,000.00	11,505,000.00	11,476,064.93	0.00	21,092.50	9/1/2027	12/1/2025	100.000	4.126		4.126	(28,935.07)
3130B7QK3	196800	109	FHLB Callable Bond	9/15/2025	4.125	7,000,000.00	7,000,000.00	6,982,395.00	0.00	12,833.33	9/1/2027	12/1/2025	100.000	4.126		4.126	(17,605.00)
3134HBWV4	196395	109	FHLMC Callable Bond	7/21/2025	4.625	16,000,000.00	16,205,555.56	16,129,603.56	205,555.56	349,444.44	4/11/2028		100.000	4.622		4.622	(75,952.00)
3136GA5T2	195024	109	FNMA Callable Bond	1/23/2025	5.050	12,500,000.00	12,500,000.00	12,475,125.00	0.00	119,236.11	1/23/2030	10/23/2025	100.000	5.050		5.050	(24,875.00)
3136GAFZ7	195758	109	FNMA Callable Bond	4/28/2025	5.000	20,000,000.00	20,000,000.00	19,985,080.00	0.00	425,000.00	4/11/2030	10/11/2025	100.000	5.001	4.989	4.989	(14,920.00)
3134HBA43	196427	109	FHLMC Callable Bond	7/24/2025	4.850	32,380,000.00	32,380,000.00	32,387,285.50	0.00	292,274.47	7/10/2030	10/10/2025	100.000	4.850		4.850	7,285.50
3136GAMX4	196545	109	FNMA Callable Bond	8/8/2025	4.000	10,000,000.00	10,000,000.00	10,022,650.00	0.00	58,888.89	8/8/2030	2/8/2027	100.000	4.000		4.000	22,650.00
3130B7LM4	196739	109	FHLB Callable Bond	9/5/2025	4.625	17,270,000.00	17,284,680.13	17,215,777.48	15,531.01	73,217.60	8/14/2030	11/14/2025	99.995	4.626		4.626	(68,902.65)
3130B7KB9	196676	109	FHLB Callable Bond	8/28/2025	4.600	18,000,000.00	18,000,000.00	17,924,274.00	0.00	75,900.00	8/28/2030	11/28/2025	100.000	4.600		4.600	(75,726.00)
<b>109 Total</b>						<b>1,137,338,000.00</b>	<b>1,128,887,617.80</b>	<b>1,133,761,303.02</b>	<b>221,086.57</b>	<b>8,037,081.46</b>							<b>4,873,685.22</b>
912828M56	191810	110	U.S. Treasury Note	12/15/2023	2.250	7,686,000.00	7,664,278.82	7,669,390.55	0.00	65,320.56	11/15/2025		95.598	4.676		4.676	5,111.73
3130AXNE4	191814	110	FHLB Bullet	12/15/2023	5.070	10,000.00	10,005.76	10,019.65	0.00	149.28	12/15/2025		100.560	4.773		4.773	13.89
91282CGA3	191806	110	U.S. Treasury Note	12/15/2023	4.000	19,066,000.00	19,042,210.67	19,067,735.01	0.00	225,041.31	12/15/2025		98.784	4.644		4.644	25,524.34
91282CGE5	191807	110	U.S. Treasury Note	12/15/2023	3.875	14,024,000.00	13,995,944.98	14,019,624.51	0.00	115,183.53	1/15/2026		98.562	4.605		4.605	23,679.53
91282CGL9	191808	110	U.S. Treasury Note	12/15/2023	4.000	9,165,000.00	9,145,925.23	9,166,539.72	0.00	46,821.20	2/15/2026		98.795	4.588		4.588	20,614.49
3130ALNE0	191818	110	FHLB Bullet	12/15/2023	0.875	10,000.00	9,820.08	9,847.65	0.00	0.24	3/30/2026		91.708	4.735		4.735	27.57
3130ALS21	191819	110	FHLB Bullet	12/15/2023	0.910	10,000.00	9,823.05	9,855.18	0.00	0.25	3/30/2026		91.845	4.705		4.705	32.13
3133EPPR0	191813	110	FFCB Bullet	12/15/2023	4.625	13,150,000.00	13,149,157.18	13,200,693.25	0.00	288,889.06	4/10/2026		99.972	4.635		4.635	51,536.07
91282CGV7	191809	110	U.S. Treasury Note	12/15/2023	3.750	5,712,000.00	5,689,368.23	5,709,589.54	0.00	98,906.56	4/15/2026		98.278	4.534		4.534	20,221.31
3133EPWD3	191820	110	FFCB Bullet	12/15/2023	4.875	2,493,000.00	2,496,188.51	2,506,038.39	0.00	54,352.59	4/20/2026		100.540	4.625		4.625	9,849.88
3130A2VE3	191821	110	FHLB Bullet	12/15/2023	3.000	110,000.00	108,513.63	109,225.16	0.00	183.33	9/11/2026		96.081	4.536		4.536	711.53
3130A8XY4	191823	110	FHLB Bullet	12/15/2023	1.875	230,000.00	224,619.79	226,147.73	0.00	239.58	9/11/2026		93.216	4.536		4.536	1,527.94
3133EPK61	191812	110	FFCB Bullet	12/15/2023	4.500	29,001,063.00	29,001,063.00	29,221,647.00	0.00	36,250.00	9/21/2026		100.010	4.498		4.498	220,584.00
<b>110 Total</b>						<b>100,666,000.00</b>	<b>100,546,918.93</b>	<b>100,926,353.34</b>	<b>0.00</b>	<b>931,337.49</b>							<b>379,434.41</b>
WACHOVIA8	151203	300	Wells Fargo Interest Bearing Acct		0.640	10,348,541.92	10,348,541.92	10,348,541.92	0.00	5,416.63			100.000	0.640		0.640	0.00
825252885	184865	300	Invesco Money Market Fund		4.055	5,000,000.00	5,000,000.00	5,000,000.00	0.00	17,011.80			100.000	4.055		4.055	0.00
31607A703	168034	300	Fidelity Money Market Fund		4.080	7,000,000.00	7,000,000.00	7,000,000.00	0.00	24,049.72			100.000	4.080		4.080	0.00
09248U700	186939	300	BlackRock Money Market Fund		4.027	5,792,467.93	5,792,467.93	5,792,467.93	0.00	45,516.71			100.000	4.027		4.027	0.00
4812C0670	184103	300	J.P. Morgan Money Market Fund	10/1/2024	4.037	0.00	0.00	0.00	0.00	0.00			100.000	4.037		4.037	0.00
313385MK9	196697	300	FHLB Disc Note	9/2/2025	4.210	8,000,000.00	7,972,868.89	7,972,868.89	0.00	27,131.11	10/1/2025		99.661	4.224		4.224	0.00
313397MK4	196489	300	FHLMC Disc Note	8/1/2025	4.205	5,000,000.00	4,964,374.31	4,981,210.00	0.00	35,625.69	10/1/2025		99.287	4.235		4.235	16,835.69
313589MK6	196033	300	FNMA Disc Note	6/2/2025	4.165	3,000,000.00	2,958,002.92	2,988,726.00	0.00	41,997.08	10/1/2025		98.600	4.224		4.224	30,723.08
98459RX21	195555	300	Yale Univ Comm Paper	4/1/2025	4.160	5,000,000.00	4,893,685.00	4,998,865.00	0.00	105,737.20	10/2/2025		97.874	4.309		4.309	105,180.00
912797MS3	196691	300	U.S. Treasury Bill	8/29/2025	4.203	5,000,000.00	4,980,154.86	4,999,445.00	0.00	19,261.46	10/2/2025		99.603	4.278		4.278	19,290.14
313385MM5	196605	300	FHLB Disc Note	8/15/2025	4.190	8,000,000.00	7,954,375.56	7,997,312.00	0.00	43,762.22	10/3/2025		99.430	4.214		4.214	42,936.44
313397MM0	196080	300	FHLMC Disc Note	6/5/2025	4.170	5,000,000.00	4,930,500.00	4,998,320.00	0.00	68,341.67	10/3/2025		98.610	4.229		4.229	67,820.00
30229AX61	196702	300	Exxon Comm Paper	9/3/2025	4.220	6,000,000.00	5,976,790.00	5,995,914.00	0.00	19,693.33	10/6/2025		99.613	4.295		4.295	19,124.00
313397MQ1	196096	300	FHLMC Disc Note	6/9/2025	4.195	2,500,000.00	2,465,332.99	2,498,320.00	0.00	33,210.41	10/6/2025		98.613	4.254		4.254	32,987.01
912797RB5	196102	300	U.S. Treasury Bill	6/10/2025	4.216	4,500,000.00	4,437,287.00	4,496,958.00	0.00	59,551.00	10/7/2025		98.606	4.335		4.335	59,671.00
91411SX88	196505	300	Univ of California Comm Paper	8/5/2025	4.350	4,000,000.00	3,969,066.68	3,996,156.00	0.00	27,549.99	10/8/2025		99.227	4.445		4.445	27,089.32
313397MS7	196104	300	FHLMC Disc Note	6/10/2025	4.190	2,000,000.00	1,972,066.67	1,998,208.00	0.00	26,303.89	10/8/2025		98.603	4.249		4.249	26,141.33
91411SX96	196568	300	Univ of California Comm Paper	8/13/2025	4.240	5,000,000.00	4,966,433.33	4,966,433.33	0.00	28,855.56	10/9/2025		99.329	4.328		4.328	0.00
313385MT0	196698	300	FHLB Disc Note	9/2/2025	4.185	8,000,000.00	7,965,590.00	7,991,944.00	0.00	26,970.00	10/9/2025		99.570	4.203		4.203	26,354.00
912797QE0	195807	300	U.S. Treasury Bill	5/2/2025	4.080	3,000,000.00	2,945,600.00	2,997,300.00	0.00	51,680.00	10/9/2025		98.187	4.213		4.213	51,700.00
313385MU7	196116	300	FHLB Disc Note	6/11/2025	4.180	2,000,000.00	1,971,901.11	1,997,762.00	0.00	26,008.89	10/10/20						

**EOM - REPORT WRITER**  
**Investment Inventory**  
**Sorted by Fund**  
**September 30, 2025**

CUSIP	Investment #	Fund Number	Issuer	Purchase Date	Cur Rate	Par Value	Book Value	Market Value	Pur Accr Interest	Accrued Interest	Maturity Date	Call Date	Purchase Price	YTM	YTC	YTW	Unrealized G/L
313397MZ1	196134	300	FHLMC Disc Note	6/12/2025	4.170	5,000,000.00	4,927,604.17	4,991,605.00	0.00	64,287.50	10/15/2025		98.552	4.231		4.231	64,000.83
313589NA7	196645	300	FNMA Disc Note	8/25/2025	4.185	3,000,000.00	2,981,865.00	2,994,627.00	0.00	12,903.75	10/16/2025		99.396	4.210		4.210	12,762.00
912797QF7	195808	300	U.S. Treasury Bill	5/2/2025	4.109	3,000,000.00	2,942,823.38	2,994,933.00	0.00	52,041.00	10/16/2025		98.094	4.246		4.246	52,109.62
912797QF7	196699	300	U.S. Treasury Bill	9/2/2025	4.160	8,000,000.00	7,959,329.33	7,986,488.00	0.00	26,805.67	10/16/2025		99.492	4.239		4.239	27,158.67
313397NB3	196135	300	FHLMC Disc Note	6/12/2025	4.170	5,000,000.00	4,926,445.83	4,990,485.00	0.00	64,287.50	10/17/2025		98.529	4.232		4.232	64,039.17
14912DXLB	196971	300	Caterpillar Comm Paper	9/29/2025	4.090	4,000,000.00	3,990,456.67	3,990,872.00	0.00	908.89	10/20/2025		99.761	4.157		4.157	415.33
313385NE2	196165	300	FHBL Disc Note	6/16/2025	4.175	3,500,000.00	3,448,856.25	3,492,163.50	0.00	43,431.60	10/20/2025		98.539	4.237		4.237	43,307.25
313589NE9	196639	300	FNMA Disc Note	8/22/2025	4.185	3,000,000.00	2,979,423.75	2,993,283.00	0.00	13,950.00	10/20/2025		99.314	4.214		4.214	13,859.25
16085GXM5	196559	300	Carolinas Health Comm Paper	8/12/2025	4.350	2,000,000.00	1,983,083.33	1,983,083.33	0.00	12,083.34	10/21/2025		99.154	4.448		4.448	0.00
313385NF9	196166	300	FHBL Disc Note	6/16/2025	4.175	3,500,000.00	3,448,450.35	3,491,771.50	0.00	43,431.59	10/21/2025		98.527	4.237		4.237	43,321.15
3135G06B4	182576	300	FNMA Callable Bond	10/23/2020	0.560	2,000,000.00	2,000,000.00	1,995,896.00	0.00	4,946.67	10/22/2025		100.000	0.560		0.560	(4,104.00)
912797QG5	196034	300	U.S. Treasury Bill	6/2/2025	4.163	3,000,000.00	2,950,396.88	2,992,614.00	0.00	41,971.87	10/23/2025		98.347	4.291		4.291	42,217.12
912797QG5	196520	300	U.S. Treasury Bill	8/6/2025	4.161	2,000,000.00	1,981,971.17	1,995,076.00	0.00	12,943.78	10/23/2025		99.099	4.257		4.257	13,104.83
313397NJ6	196171	300	FHLMC Disc Note	6/17/2025	4.165	3,500,000.00	3,447,763.96	3,490,595.50	0.00	42,922.64	10/24/2025		98.508	4.228		4.228	42,831.54
313397NM9	196176	300	FHLMC Disc Note	6/18/2025	4.170	4,000,000.00	3,939,303.33	3,987,912.00	0.00	48,650.00	10/27/2025		98.483	4.234		4.234	48,608.67
313397NN7	196198	300	FHLMC Disc Note	6/20/2025	4.190	3,000,000.00	2,954,608.33	2,990,598.00	0.00	35,964.17	10/28/2025		98.487	4.254		4.254	35,989.67
912797RE9	196703	300	U.S. Treasury Bill	9/3/2025	4.139	6,000,000.00	5,962,059.17	5,981,796.00	0.00	19,315.33	10/28/2025		99.368	4.223		4.223	19,736.83
313385NP7	196204	300	FHBL Disc Note	6/23/2025	4.165	5,000,000.00	4,925,955.56	4,983,770.00	0.00	57,847.22	10/29/2025		98.519	4.228		4.228	57,814.44
912797NA1	195827	300	U.S. Treasury Bill	5/5/2025	4.107	5,000,000.00	4,898,465.83	4,983,680.00	0.00	84,992.09	10/30/2025		97.969	4.250		4.250	85,214.17
313385NR3	196311	300	FHBL Disc Note	7/9/2025	4.220	3,500,000.00	3,453,228.33	3,487,855.00	0.00	34,463.34	10/31/2025		98.664	4.277		4.277	34,626.67
89233GY34	195713	300	Toyota Comm Paper	4/22/2025	4.300	3,500,000.00	3,418,479.17	3,486,406.00	0.00	67,725.00	11/3/2025		97.671	4.457		4.457	67,926.83
91411SY38	196752	300	Univ of California Comm Paper	9/9/2025	4.080	2,000,000.00	1,987,533.33	1,987,533.33	0.00	4,986.67	11/3/2025		99.377	4.163		4.163	0.00
313397NV9	196225	300	FHLMC Disc Note	6/25/2025	4.150	12,000,000.00	11,817,400.00	11,955,312.00	0.00	135,566.67	11/4/2025		98.478	4.214		4.214	137,912.00
98459RY53	195868	300	Yale Univ Comm Paper	5/8/2025	4.180	2,000,000.00	1,957,966.00	1,991,788.00	0.00	33,905.88	11/5/2025		97.898	4.329		4.329	33,822.00
98459RY53	196506	300	Yale Univ Comm Paper	8/5/2025	4.170	4,000,000.00	3,957,372.00	3,983,576.00	0.00	26,410.83	11/5/2025		98.934	4.274		4.274	26,204.00
47805HY61	196613	300	Johns Hopkins Comm Paper	8/18/2025	4.300	5,000,000.00	4,952,222.22	4,978,775.00	0.00	26,277.78	11/6/2025		99.044	4.402		4.402	26,552.78
313385NX0	196240	300	FHBL Disc Note	6/26/2025	4.125	3,000,000.00	2,954,281.25	2,988,192.00	0.00	33,343.75	11/6/2025		98.476	4.189		4.189	33,910.75
912797QP5	196094	300	U.S. Treasury Bill	6/6/2025	4.101	3,000,000.00	2,947,716.08	2,987,955.00	0.00	39,981.82	11/6/2025		98.257	4.231		4.231	40,238.92
313385NY8	196244	300	FHBL Disc Note	6/27/2025	4.125	2,036,000.00	2,004,972.21	2,027,768.45	0.00	22,396.00	11/7/2025		98.476	4.189		4.189	22,796.24
313385PB6	196428	300	FHBL Disc Note	7/24/2025	4.185	5,000,000.00	4,936,643.75	4,978,190.00	0.00	40,106.25	11/10/2025		98.733	4.239		4.239	41,546.25
66844CYC2	196776	300	Northwestern Univ Comm Paper	9/11/2025	4.350	5,000,000.00	4,962,541.65	4,962,541.65	0.00	12,083.34	11/12/2025		99.251	4.444		4.444	0.00
912797RN9	196391	300	U.S. Treasury Bill	7/18/2025	4.221	2,000,000.00	1,972,563.50	1,990,652.00	0.00	17,587.50	11/12/2025		98.628	4.339		4.339	18,088.50
66844CYD0	196786	300	Northwestern Univ Comm Paper	9/12/2025	4.350	7,000,000.00	6,947,558.31	6,947,558.31	0.00	16,070.84	11/13/2025		99.251	4.444		4.444	0.00
912797QQ3	196248	300	U.S. Treasury Bill	6/30/2025	4.127	5,000,000.00	4,922,045.56	4,976,050.00	0.00	53,307.08	11/13/2025		98.441	4.251		4.251	54,004.44
30229AYE3	196972	300	Exxon Comm Paper	9/29/2025	3.990	4,000,000.00	3,979,606.67	3,979,600.00	0.00	886.67	11/14/2025		99.490	4.066		4.066	(6.67)
313385PF7	196439	300	FHBL Disc Note	7/25/2025	4.185	2,000,000.00	1,973,960.00	1,990,426.00	0.00	15,810.00	11/14/2025		98.698	4.240		4.240	16,466.00
313385PJ9	196348	300	FHBL Disc Note	7/14/2025	4.170	3,500,000.00	3,448,917.50	3,482,125.50	0.00	32,027.92	11/17/2025		98.541	4.232		4.232	33,208.00
47805HYJ3	196740	300	Johns Hopkins Comm Paper	9/5/2025	4.280	3,000,000.00	2,973,606.67	2,983,188.00	0.00	9,273.33	11/18/2025		99.120	4.378		4.378	9,581.33
912797RP4	196404	300	U.S. Treasury Bill	7/22/2025	4.226	3,000,000.00	2,958,092.17	2,984,037.00	0.00	25,003.83	11/18/2025		98.603	4.345		4.345	25,944.83
912797RP4	196552	300	U.S. Treasury Bill	8/11/2025	4.137	3,500,000.00	3,460,186.19	3,481,376.50	0.00	20,510.14	11/18/2025		98.862	4.242		4.242	21,190.31
91411SYK0	196822	300	Univ of California Comm Paper	9/17/2025	4.060	7,000,000.00	6,950,265.00	6,950,265.00	0.00	11,052.22	11/19/2025		99.290	4.146		4.146	0.00
313385PL4	196412	300	FHBL Disc Note	7/23/2025	4.231	4,000,000.00	3,944,056.78	3,978,724.00	0.00	32,907.78	11/19/2025		98.601	4.291		4.291	34,667.22
912797QR1	196249	300	U.S. Treasury Bill	6/30/2025	4.127	3,000,000.00	2,950,825.88	2,983,449.00	0.00	31,980.37	11/20/2025		98.361	4.254		4.254	32,623.12
313385PN0	196445	300	FHBL Disc Note	7/28/2025	4.235	5,000,000.00	4,931,769.44	4,972,340.00	0.00	38,232.64	11/21/2025		98.635	4.294		4.294	40,570.56
313385PR1	196455	300	FHBL Disc Note	7/29/2025	4.160	3,000,000.00	2,959,093.33	2,982,447.00	0.00	22,186.67	11/24/2025		98.636	4.218		4.218	23,353.67
89233GYR1	195284	300	Toyota Comm Paper	2/28/2025	4.280	5,000,000.00	4,839,500.00	4,968,360.00	0.00	127,805.56	11/25/2025		96.790	4.451		4.451	128,860.00
912797RQ2	196547	300	U.S. Treasury Bill	8/8/2025	4.133	3,000,000.00	2,962,458.58	2,981,691.00	0.00	18,598.50	11/25/2025		98.749	4.244		4.244	19,232.42
313397PT2	196463	300	FHLMC Disc Note	7/30/2025	4.145	3,000,000.00	2,958,895.42	2,981,808.00	0.00	21,761.25	11/26/2025		98.630	4.203		4.203	22,912.58
313385PY6	196456	300	FHBL Disc Note	7/29/2025	4.150	3,000,000.00	2,956,770.83	2,980,083.00	0.00	22,133.34	12/1/2025		98.559	4.211		4.211	23,312.17
912797RR0	196507	300	U.S. Treasury Bill	8/5/2025	4.124	3,000,000.00	2,959,104.66	2,979,900.00	0.00	19,588.52	12/2/2025		98.637	4.239		4.239	20,795.34
313589QA4	196724	300	FNMA Disc Note	9/4/2025	4.020	5,000,000.00	4,949,750.00	4,965,735.00	0.00	15,075.00	12/3/2025		98.995	4.061		4.061	15,985.00
912797QS9	196312	300	U.S. Treasury Bill	7/9/2025	4.157	3,000,000.00	2,948,736.50	2,979,201.00	0.00	29,095.50	12/4/2025		98.291	4.287		4.287	30,464.50
313589QC0	196725	300	FNMA Disc Note	9/4/2025	4.020	5,000,000.00	4,948,633.33	4,964,665.00	0.00	15,075.00	12/5/2025		98.973	4.062		4.062	16,031.67
313589QF3	196741	300	FNMA Disc Note	9/5/2025	3.950	4,500,000.00	4,453,587.50	4,466,749.50	0.00	12,837.50	12/8/2025		98.969	3.991		3.991	13,162.00
912797RW9	196747	300	U.S. Treasury Bill	9/8/2025	3.873	5,000,000.00	4,950,511.67	4,963,030.00	0.00	12,372.08	12/9/2025		99.010	3.966		3.966	12,518.33
313385QH2	196760	300	FHBL Disc Note	9/10/2025	3.952	7,000,000.00	6,930,071.56	6,946,779.00	0.00	16,137.33	12/10/2025		99.001	3.992		3.992	16,707.44

**EOM - REPORT WRITER**  
**Investment Inventory**  
**Sorted by Fund**  
**September 30, 2025**

CUSIP	Investment #	Fund Number	Issuer	Purchase Date	Cur Rate	Par Value	Book Value	Market Value	Pur Accr Interest	Accrued Interest	Maturity Date	Call Date	Purchase Price	YTM	YTC	YTW	Unrealized G/L
912797QY6	196479	300	U.S. Treasury Bill	7/31/2025	4.168	4,000,000.00	3,938,406.22	3,969,668.00	0.00	28,712.89	12/11/2025		98.460	4.292		4.292	31,261.78
313397QK0	196777	300	FHLMC Disc Note	9/11/2025	3.850	5,000,000.00	4,950,805.56	4,960,915.00	0.00	10,694.44	12/12/2025		99.016	3.888		3.888	10,109.44
313589QN6	196787	300	FNMA Disc Note	9/12/2025	3.895	7,000,000.00	6,928,808.06	6,943,034.00	0.00	14,389.86	12/15/2025		98.983	3.935		3.935	14,225.94
912797RX7	196746	300	U.S. Treasury Bill	9/8/2025	3.873	6,000,000.00	5,936,103.75	5,951,574.00	0.00	14,844.58	12/16/2025		98.935	3.969		3.969	15,470.25
313385QQ2	196801	300	FHLB Disc Note	9/15/2025	3.890	4,000,000.00	3,959,803.33	3,966,592.00	0.00	6,915.56	12/17/2025		98.995	3.929		3.929	6,788.67
912797QZ3	196480	300	U.S. Treasury Bill	7/31/2025	4.173	3,000,000.00	2,951,311.50	2,974,833.00	0.00	21,562.05	12/18/2025		98.377	4.301		4.301	23,521.50
313385QS8	196802	300	FHLB Disc Note	9/15/2025	3.890	4,000,000.00	3,958,938.89	3,965,732.00	0.00	6,915.56	12/19/2025		98.973	3.930		3.930	6,793.11
313385QV1	196812	300	FHLB Disc Note	9/16/2025	3.870	5,000,000.00	4,947,862.50	4,955,560.00	0.00	8,062.50	12/22/2025		98.957	3.911		3.911	7,697.50
912797RY5	196761	300	U.S. Treasury Bill	9/10/2025	3.887	7,000,000.00	6,921,406.33	6,937,553.00	0.00	15,869.88	12/23/2025		98.877	3.985		3.985	16,146.67
313385QX7	196813	300	FHLB Disc Note	9/16/2025	3.870	6,000,000.00	5,936,145.00	5,945,388.00	0.00	9,675.00	12/24/2025		98.936	3.912		3.912	9,243.00
313385QZ2	196836	300	FHLB Disc Note	9/18/2025	3.865	3,000,000.00	2,968,113.75	2,972,052.00	0.00	4,187.08	12/26/2025		98.937	3.907		3.907	3,938.25
313385RC2	196854	300	FHLB Disc Note	9/19/2025	3.850	10,000,000.00	9,891,986.11	9,903,630.00	0.00	12,833.33	12/29/2025		98.920	3.892		3.892	11,643.89
313385RD0	196896	300	FHLB Disc Note	9/24/2025	3.815	5,000,000.00	4,948,603.47	4,951,275.00	0.00	3,709.03	12/30/2025		98.972	3.855		3.855	2,671.53
912797RZ2	196861	300	U.S. Treasury Bill	9/22/2025	3.854	8,000,000.00	7,915,214.20	7,922,944.00	0.00	7,707.80	12/30/2025		98.940	3.949		3.949	7,729.80
313385RE8	196897	300	FHLB Disc Note	9/24/2025	3.815	5,000,000.00	4,948,073.61	4,950,740.00	0.00	3,709.03	12/31/2025		98.961	3.855		3.855	2,666.39
313385RG3	196898	300	FHLB Disc Note	9/24/2025	3.815	5,000,000.00	4,947,013.89	4,950,195.00	0.00	3,709.03	1/2/2026		98.940	3.856		3.856	3,181.11
98459SA65	196877	300	Yale Univ Comm Paper	9/23/2025	3.880	6,000,000.00	5,932,098.00	5,932,098.00	0.00	5,173.49	1/6/2026		98.868	3.979		3.979	0.00
912797RH2	196931	300	U.S. Treasury Bill	9/25/2025	3.779	6,000,000.00	5,933,874.50	5,937,678.00	0.00	3,778.60	1/8/2026		98.898	3.874		3.874	3,803.50
912797SF5	196960	300	U.S. Treasury Bill	9/26/2025	3.831	4,000,000.00	3,953,602.33	3,955,836.00	0.00	2,128.33	1/13/2026		98.840	3.930		3.930	2,233.67
3130AKU61	183560	300	FHLB Step-Up Bond	1/27/2021	0.750	2,000,000.00	2,000,000.00	1,979,276.00	0.00	2,666.67	1/27/2026		100.000	0.610		0.610	(20,724.00)
3130AKTT3	183599	300	FHLB Step-Up Bond	1/29/2021	1.000	2,000,000.00	2,000,000.00	1,980,478.00	0.00	3,444.44	1/29/2026		100.000	0.590		0.590	(19,522.00)
78009BBT8	196040	300	RBC Comm Paper	6/3/2025	4.210	5,000,000.00	4,842,709.72	4,917,500.00	0.00	70,166.67	2/27/2026		96.854	4.376		4.376	74,790.28
3133EMZB1	184424	300	FFCB Callable Bond	5/13/2021	0.960	2,500,000.00	2,499,383.33	2,456,275.00	0.00	9,200.00	5/13/2026		99.800	1.001		1.001	(43,108.33)
3130AMKC5	184502	300	FHLB Step-Up Bond	5/28/2021	1.300	2,500,000.00	2,500,000.00	2,459,510.00	0.00	11,194.44	5/27/2026		100.000	1.040		1.040	(40,490.00)
3130ANF53	184821	300	FHLB Step-Up Bond	7/15/2021	1.500	2,000,000.00	2,000,000.00	1,965,664.00	0.00	6,333.33	7/15/2026		100.000	1.050		1.050	(34,336.00)
3130B6HE9	195953	300	FHLB Callable Bond	5/20/2025	4.310	2,000,000.00	2,000,000.00	1,999,054.00	0.00	31,367.22	7/20/2026	11/20/2025	100.000	4.314	7.273	4.314	(946.00)
3130B6D60	195891	300	FHLB Callable Bond	5/13/2025	4.300	2,000,000.00	2,000,000.00	1,998,348.00	0.00	11,466.67	8/13/2026	11/13/2025	100.000	4.305	4.300	4.300	(1,652.00)
3130ANHD5	185058	300	FHLB Step-Up Bond	8/26/2021	2.500	2,000,000.00	2,000,000.00	1,983,388.00	0.00	4,861.11	8/26/2026	11/26/2025	100.000	1.300	1.081	1.081	(16,612.00)
3130ANHR4	185059	300	FHLB Step-Up Bond	8/26/2021	1.500	2,000,000.00	2,000,000.00	1,962,840.00	0.00	2,916.67	8/26/2026	11/26/2025	100.000	1.038	0.953	0.953	(37,160.00)
3130B72T0	196336	300	FHLB Callable Bond	7/11/2025	4.320	2,000,000.00	2,000,000.00	2,000,016.00	0.00	19,200.00	10/2/2026	10/2/2025	100.000	4.325		4.325	16.00
3130B74H4	196396	300	FHLB Callable Bond	7/21/2025	4.300	2,000,000.00	2,000,000.00	1,999,194.00	0.00	16,722.22	10/21/2026	10/21/2025	100.000	4.305		4.305	(806.00)
3130B63X2	195775	300	FHLB Callable Bond	4/30/2025	4.330	2,000,000.00	2,000,000.00	1,998,898.00	0.00	36,323.89	10/28/2026	10/28/2025	100.000	4.330	4.329	4.329	(1,102.00)
3130B5ZL5	195774	300	FHLB Callable Bond	4/30/2025	4.310	2,000,000.00	2,000,000.00	1,999,042.00	0.00	36,156.11	10/30/2026	10/30/2025	100.000	4.310	4.311	4.310	(958.00)
3130B75C4	196462	300	FHLB Callable Bond	7/30/2025	4.320	2,000,000.00	2,000,000.00	1,997,644.00	0.00	14,640.00	10/30/2026	10/30/2025	100.000	4.325		4.325	(2,356.00)
3130B64R4	195828	300	FHLB Callable Bond	5/5/2025	4.310	2,000,000.00	2,000,000.00	1,998,672.00	0.00	34,958.89	11/5/2026	11/5/2025	100.000	4.310	4.311	4.310	(1,328.00)
3130B65C6	195878	300	FHLB Callable Bond	5/12/2025	4.350	2,000,000.00	2,000,000.00	1,998,656.00	0.00	33,591.67	11/12/2026	11/12/2025	100.000	4.320	0.411	0.411	(1,344.00)
3130APL37	185627	300	FHLB Callable Bond	11/16/2021	1.400	2,000,000.00	2,000,000.00	1,949,560.00	0.00	10,500.00	11/16/2026	11/16/2025	100.000	1.400	1.400	1.400	(50,440.00)
3130B64S2	195795	300	FHLB Callable Bond	5/1/2025	4.320	2,000,000.00	2,000,000.00	1,998,556.00	0.00	36,000.00	12/1/2026	11/1/2025	100.000	4.322	8.046	4.322	(1,444.00)
3134HBTG6	196035	300	FHLMC Callable Bond	6/2/2025	4.360	2,000,000.00	2,000,000.00	2,000,718.00	0.00	28,824.44	12/2/2026	12/2/2025	100.000	4.360		4.360	718.00
3130B6BR6	195846	300	FHLB Callable Bond	5/7/2025	4.310	2,000,000.00	2,000,000.00	1,998,972.00	0.00	34,480.00	12/7/2026	11/7/2025	100.000	4.312		4.312	(1,028.00)
3130B7D43	196538	300	FHLB Callable Bond	8/7/2025	4.300	2,000,000.00	2,000,000.00	1,999,584.00	0.00	12,900.00	12/7/2026	11/7/2025	100.000	4.304		4.304	(416.00)
3134HBYT2	196354	300	FHLMC Callable Bond	7/15/2025	4.300	2,000,000.00	2,000,000.00	2,000,270.00	0.00	18,155.56	12/15/2026	10/15/2025	100.000	4.302		4.302	270.00
3130B72Y9	196374	300	FHLB Callable Bond	7/17/2025	4.300	2,000,000.00	2,000,000.00	1,999,798.00	0.00	17,677.78	12/17/2026	10/17/2025	100.000	4.302		4.302	(202.00)
3130B74P6	196405	300	FHLB Callable Bond	7/22/2025	4.320	2,000,000.00	2,000,000.00	1,997,544.00	0.00	16,560.00	12/22/2026	10/22/2025	100.000	4.322		4.322	(2,456.00)
3134HBZJ3	196446	300	FHLMC Callable Bond	7/28/2025	4.300	2,000,000.00	2,000,000.00	1,999,264.00	0.00	15,050.00	12/28/2026	10/28/2025	100.000	4.302		4.302	(736.00)
3130B6XC5	196300	300	FHLB Callable Bond	7/7/2025	4.300	2,000,000.00	2,000,000.00	2,000,088.00	0.00	20,066.67	1/7/2027	10/7/2025	100.000	4.300	4.300	4.300	88.00
3134HBE56	196560	300	FHLMC Callable Bond	8/12/2025	4.300	2,000,000.00	2,000,000.00	1,999,258.00	0.00	11,705.56	1/12/2027	11/12/2025	100.000	4.302		4.302	(742.00)
3130B7CD4	196495	300	FHLB Callable Bond	8/4/2025	4.310	2,000,000.00	2,000,000.00	1,999,722.00	0.00	13,648.33	2/4/2027	11/4/2025	100.000	4.310		4.310	(278.00)
<b>300 Total</b>						<b>505,177,009.85</b>	<b>500,257,708.05</b>	<b>502,673,853.14</b>	<b>0.00</b>	<b>3,429,822.92</b>							<b>2,416,145.09</b>
825252885	166180	411	Invesco Money Market Fund		4.055		9,838,607.69	9,838,607.69	0.00	33,609.61			100.000	4.055		4.055	0.00
31607A703	166179	411	Fidelity Money Market Fund		4.080		1,773,978.45	1,773,978.45	0.00	6,110.78			100.000	4.080		4.080	0.00
09248U700	184293	411	BlackRock Money Market Fund		4.027	0.00	0.00	0.00	0.00	13,688.48			100.000	4.027		4.027	0.00
4812C0670	184104	411	J.P. Morgan Money Market Fund		4.037	50,000,438.25	50,000,438.25	50,000,438.25	0.00	168,976.64			100.000	4.037		4.037	0.00
313385MK9	196762	411	FHLB Disc Note	9/10/2025	4.000	11,000,000.00	10,974,333.33	10,974,333.33	0.00	25,666.67	10/1/2025		99.767	4.009		4.009	0.00
98459RX21	195556	411	Yale Univ Comm Paper	4/1/2025	4.160	10,000,000.00	9,787,370.00	9,997,370.00	0.00	211,474.40	10/2/2025		97.874	4.309		4.309	210,360.00
912797MS3	196704	411	U.S. Treasury Bill	9/3/2025	4.193	5,000,000.00	4,983,109.92	4,999,445.00	0.00	16,307.66	10/2/2025		99.662	4.266		4.266	16,335.08

**EOM - REPORT WRITER**  
**Investment Inventory**  
**Sorted by Fund**  
**September 30, 2025**

CUSIP	Investment #	Fund Number	Issuer	Purchase Date	Cur Rate	Par Value	Book Value	Market Value	Pur Accr Interest	Accrued Interest	Maturity Date	Call Date	Purchase Price	YTM	YTC	YTW	Unrealized G/L
313385MM5	196748	411	FHLC Disc Note	9/8/2025	4.150	14,000,000.00	13,959,652.78	13,995,296.00	0.00	37,119.44	10/3/2025		99.712	4.162		4.162	35,643.22
313397MQ1	196250	411	FHLMC Disc Note	6/30/2025	4.180	13,000,000.00	12,852,074.44	12,991,264.00	0.00	140,378.34	10/6/2025		99.862	4.228		4.228	139,189.56
14912DX79	196932	411	Caterpillar Comm Paper	9/25/2025	4.080	13,000,000.00	12,982,320.00	12,989,665.00	0.00	8,840.00	10/7/2025		99.864	4.142		4.142	7,345.00
912797RB5	196803	411	U.S. Treasury Bill	9/15/2025	4.126	10,000,000.00	9,974,785.56	9,993,240.00	0.00	18,337.77	10/7/2025		99.748	4.194		4.194	18,454.44
91411SX88	196509	411	Univ of California Comm Paper	8/5/2025	4.350	6,000,000.00	5,953,600.02	5,994,234.00	0.00	41,324.98	10/8/2025		99.227	4.445		4.445	40,633.98
313385MS2	196588	411	FHLC Disc Note	8/14/2025	4.205	28,745,000.00	28,560,333.34	28,719,244.48	0.00	161,163.63	10/8/2025		99.358	4.232		4.232	158,911.14
91411SX96	196521	411	Univ of California Comm Paper	8/6/2025	4.260	14,000,000.00	13,893,973.33	13,893,973.33	0.00	92,773.34	10/9/2025		99.243	4.352		4.352	0.00
91411SX96	196570	411	Univ of California Comm Paper	8/13/2025	4.240	15,000,000.00	14,899,300.00	14,899,300.00	0.00	86,566.67	10/9/2025		99.329	4.328		4.328	0.00
313397MT5	196251	411	FHLMC Disc Note	6/30/2025	4.180	12,000,000.00	11,859,273.33	11,987,916.00	0.00	129,580.00	10/9/2025		98.827	4.230		4.230	128,642.67
313385MU7	196754	411	FHLC Disc Note	9/9/2025	4.095	10,000,000.00	9,964,737.50	9,988,810.00	0.00	25,025.00	10/10/2025		99.647	4.109		4.109	24,072.50
89233GXE1	195676	411	Toyota Comm Paper	4/16/2025	4.210	10,000,000.00	9,788,330.56	9,984,060.00	0.00	196,466.66	10/14/2025		97.883	4.361		4.361	195,729.44
74433GXG6	196815	411	Prudential Comm Paper	9/16/2025	4.050	27,232,000.00	27,140,092.00	27,182,247.14	0.00	45,954.00	10/16/2025		99.663	4.120		4.120	42,155.14
912797QF7	196753	411	U.S. Treasury Bill	9/9/2025	4.073	11,000,000.00	10,953,952.47	10,981,421.00	0.00	27,379.61	10/16/2025		99.581	4.147		4.147	27,468.53
313385NB8	196539	411	FHLC Disc Note	8/7/2025	4.180	20,000,000.00	19,835,122.22	19,961,940.00	0.00	127,722.22	10/17/2025		99.176	4.215		4.215	126,817.78
313397NE7	196837	411	FHLMC Disc Note	9/18/2025	4.000	23,000,000.00	22,918,222.22	22,948,503.00	0.00	33,222.22	10/20/2025		99.644	4.014		4.014	30,280.78
3136G4U4	182580	411	FNMA Callable Bond	10/23/2020	0.500	1,500,000.00	1,500,000.00	1,497,148.50	0.00	3,354.17	10/20/2025		100.000	0.500		0.500	(2,851.50)
16085GXM5	196562	411	Carolinas Health Comm Paper	8/12/2025	4.350	15,000,000.00	14,873,125.00	14,873,125.00	0.00	90,625.00	10/21/2025		99.154	4.448		4.448	0.00
3135G06B4	182579	411	FNMA Callable Bond	10/23/2020	0.560	5,000,000.00	5,000,000.00	4,989,740.00	0.00	12,366.67	10/22/2025		100.000	0.560		0.560	(10,260.00)
313385NH5	196855	411	FHLC Disc Note	9/19/2025	4.000	3,000,000.00	2,988,666.67	2,992,275.00	0.00	4,000.00	10/23/2025		99.622	4.015		4.015	3,608.33
313589NH2	196878	411	FNMA Disc Note	9/23/2025	4.035	9,000,000.00	8,969,737.50	8,976,825.00	0.00	8,070.00	10/23/2025		99.664	4.049		4.049	7,087.50
912797QG5	196726	411	U.S. Treasury Bill	9/4/2025	4.074	14,000,000.00	13,922,365.76	13,965,532.00	0.00	42,778.05	10/23/2025		99.445	4.154		4.154	43,166.24
912797RE9	196727	411	U.S. Treasury Bill	9/4/2025	4.115	14,000,000.00	13,913,595.50	13,957,524.00	0.00	43,202.25	10/28/2025		99.383	4.198		4.198	43,928.50
313385NP7	196981	411	FHLC Disc Note	9/30/2025	4.010	5,300,000.00	5,282,879.53	5,282,796.20	0.00	590.36	10/29/2025		99.677	4.023		4.023	(83.33)
3136G4GN8	182652	411	FNMA Callable Bond	10/30/2020	0.600	3,000,000.00	3,000,000.00	2,991,840.00	0.00	7,600.00	10/29/2025		100.000	0.600		0.600	(8,160.00)
313385NQ5	196862	411	FHLC Disc Note	9/22/2025	4.000	16,000,000.00	15,932,444.44	15,946,272.00	0.00	16,000.00	10/30/2025		99.578	4.017		4.017	13,827.56
313385NR3	196982	411	FHLC Disc Note	9/30/2025	4.070	2,000,000.00	1,992,990.56	1,993,060.00	0.00	226.11	10/31/2025		99.650	4.084		4.084	69.44
89233GY34	196700	411	Toyota Comm Paper	9/2/2025	4.220	9,500,000.00	9,430,956.11	9,463,102.00	0.00	32,294.72	11/3/2025		99.273	4.310		4.310	32,145.89
3133EMYD8	184378	411	FFCB Callable Bond	5/5/2021	0.850	2,000,000.00	1,999,960.44	1,993,820.00	0.00	6,988.89	11/3/2025		99.900	0.873		0.873	(6,140.44)
98459RY53	195869	411	Yale Univ Comm Paper	5/8/2025	4.180	10,000,000.00	9,789,830.00	9,958,940.00	0.00	169,529.39	11/5/2025		97.898	4.329		4.329	169,110.00
47805HY61	196615	411	Johns Hopkins Comm Paper	8/18/2025	4.300	10,000,000.00	9,904,444.44	9,957,550.00	0.00	52,555.56	11/6/2025		99.044	4.402		4.402	53,105.56
66844CYC2	196778	411	Northwestern Univ Comm Paper	9/11/2025	4.350	10,000,000.00	9,925,083.30	9,925,083.30	0.00	24,166.68	11/12/2025		99.251	4.444		4.444	0.00
66844CYD0	196788	411	Northwestern Univ Comm Paper	9/12/2025	4.350	10,650,000.00	10,570,213.71	10,570,213.71	0.00	24,450.64	11/13/2025		99.251	4.444		4.444	0.00
313385PJ9	196983	411	FHLC Disc Note	9/30/2025	3.990	3,785,000.00	3,764,863.80	3,765,670.01	0.00	419.50	11/17/2025		99.468	4.011		4.011	806.21
47805HYJ3	196742	411	Johns Hopkins Comm Paper	9/5/2025	4.280	8,200,000.00	8,127,858.22	8,154,047.20	0.00	25,347.11	11/18/2025		99.120	4.378		4.378	26,188.98
91411SYK0	196823	411	Univ of California Comm Paper	9/17/2025	4.060	11,000,000.00	10,921,845.00	10,921,845.00	0.00	17,367.78	11/19/2025		99.290	4.146		4.146	0.00
313589PL1	196814	411	FNMA Disc Note	9/16/2025	3.955	19,000,000.00	18,866,408.89	18,898,939.00	0.00	31,310.42	11/19/2025		99.297	3.983		3.983	32,530.11
313589PR8	196985	411	FNMA Disc Note	9/30/2025	4.000	4,694,000.00	4,665,314.44	4,666,535.41	0.00	521.56	11/24/2025		99.389	4.025		4.025	1,220.97
89233GYR1	195288	411	Toyota Comm Paper	2/28/2025	4.240	10,000,000.00	9,682,000.00	9,936,720.00	0.00	253,222.22	11/25/2025		96.820	4.409		4.409	254,720.00
313397QS3	196899	411	FHLMC Disc Note	9/24/2025	3.770	20,000,000.00	19,819,877.78	19,828,660.00	0.00	14,661.11	12/19/2025		99.099	3.804		3.804	8,782.22
98459SA65	196879	411	Yale Univ Comm Paper	9/23/2025	3.880	10,000,000.00	9,886,830.00	9,886,830.00	0.00	8,622.48	1/6/2026		98.868	3.979		3.979	0.00
313397SA0	196984	411	FHLMC Disc Note	9/30/2025	3.730	20,000,000.00	19,767,911.11	19,762,620.00	0.00	2,072.22	1/20/2026		98.840	3.774		3.774	(5,291.11)
3130AKU61	183562	411	FHLC Step-Up Bond	1/27/2021	0.750	3,000,000.00	3,000,000.00	2,968,914.00	0.00	4,000.00	1/27/2026		100.000	0.610		0.610	(31,086.00)
3130AKZG4	183780	411	FHLC Step-Up Bond	2/18/2021	1.500	5,000,000.00	4,999,885.83	4,952,565.00	0.00	8,958.33	2/18/2026		99.970	0.619		0.619	(47,320.83)
3130ALGH1	183864	411	FHLC Step-Up Bond	2/26/2021	1.500	4,600,000.00	4,600,000.00	4,563,319.60	0.00	6,708.33	2/26/2026		100.000	0.800		0.800	(36,680.40)
3130ALGJ7	184066	411	FHLC Callable Bond	3/23/2021	1.000	5,362,500.00	5,362,500.00	5,290,835.55	0.00	1,191.67	3/23/2026		100.000	1.000		1.000	(71,664.45)
3130AM7K2	184357	411	FHLC Step-Up Bond	4/30/2021	1.250	3,000,000.00	3,000,000.00	2,955,366.00	0.00	15,729.17	4/30/2026		100.000	1.000		1.000	(44,634.00)
3130AMCM2	184419	411	FHLC Step-Up Bond	5/12/2021	4.000	5,000,000.00	5,000,000.00	4,993,980.00	0.00	77,222.22	5/12/2026	11/12/2025	100.000	1.550	1.261	1.261	(6,020.00)
3130AMKC5	184475	411	FHLC Step-Up Bond	5/27/2021	1.300	2,000,000.00	2,000,000.00	1,967,608.00	0.00	8,955.56	5/27/2026		100.000	1.040		1.040	(32,392.00)
3130B6HE9	195955	411	FHLC Callable Bond	5/20/2025	4.310	3,000,000.00	3,000,000.00	2,998,581.00	0.00	47,050.83	7/20/2026	11/20/2025	100.000	4.314	7.273	4.314	(1,419.00)
3130B6D60	195894	411	FHLC Callable Bond	5/13/2025	4.300	3,000,000.00	3,000,000.00	2,997,522.00	0.00	17,200.00	8/13/2026	11/13/2025	100.000	4.305	4.300	4.300	(2,478.00)
3130ANKW9	185048	411	FHLC Step-Up Bond	8/25/2021	1.500	5,000,000.00	5,000,000.00	4,903,850.00	0.00	7,500.00	8/25/2026	11/25/2025	100.000	0.975	0.500	0.500	(96,150.00)
3130ANJ92	185119	411	FHLC Step-Up Bond	9/2/2021	1.000	5,000,000.00	4,999,810.26	4,881,615.00	0.00	5,000.00	8/25/2026		99.979	0.937		0.937	(118,195.26)
3130ANLN8	185060	411	FHLC Step-Up Bond	8/26/2021	2.000	5,000,000.00	5,000,000.00	4,950,550.00	0.00	9,722.22	8/26/2026	11/26/2025	100.000	1.040	0.867	0.867	(49,450.00)
3130B72T0	196338	411	FHLC Callable Bond	7/11/2025	4.320	3,000,000.00	3,000,000.00	3,000,024.00	0.00	28,800.00	10/2/2026	10/2/2025	100.000	4.325		4.325	24.00
3130B74H4	196397	411	FHLC Callable Bond	7/21/2025	4.300	3,000,000.00	3,000,000.00	2,998,791.00	0.00	25,083.33	10/21/2026	10/21/2025	100.000	4.305		4.305	(1,209.00)
3130B63X2	195777	411	FHLC Callable Bond	4/30/2025	4.330	3,000,000.00	3,000,000.00	2,998,347.00	0.00	54,485.83	10/28/2026	10/28/2025	100.000	4.330	4.329	4.329	(1,653.00)

**EOM - REPORT WRITER  
Investment Inventory  
Sorted by Fund  
September 30, 2025**

CUSIP	Investment #	Fund Number	Issuer	Purchase Date	Cur Rate	Par Value	Book Value	Market Value	Pur Accr Interest	Accrued Interest	Maturity Date	Call Date	Purchase Price	YTM	YTC	YTW	Unrealized G/L	
3130B5ZL5	195776	411	FHLB Callable Bond	4/30/2025	4.310	3,000,000.00	3,000,000.00	2,998,563.00	0.00	54,234.17	10/30/2026	10/30/2025	100.000	4.310	4.311	4.310	(1,437.00)	
3130B75C4	196464	411	FHLB Callable Bond	7/30/2025	4.320	3,000,000.00	3,000,000.00	2,996,466.00	0.00	21,960.00	10/30/2026	10/30/2025	100.000	4.325		4.325	(3,534.00)	
3130B64R4	195830	411	FHLB Callable Bond	5/5/2025	4.310	3,000,000.00	3,000,000.00	2,998,008.00	0.00	52,438.33	11/5/2026	11/5/2025	100.000	4.310	4.311	4.310	(1,992.00)	
3130B65C6	195881	411	FHLB Callable Bond	5/12/2025	4.350	3,000,000.00	3,000,000.00	2,997,984.00	0.00	50,387.50	11/12/2026	11/12/2025	100.000	6.202	0.411	0.411	(2,016.00)	
3130APL37	185629	411	FHLB Callable Bond	11/16/2021	1.400	5,000,000.00	5,000,000.00	4,873,900.00	0.00	26,250.00	11/16/2026	11/16/2025	100.000	1.400	1.400	1.400	(126,100.00)	
3130B64S2	195796	411	FHLB Callable Bond	5/1/2025	4.320	3,000,000.00	3,000,000.00	2,997,834.00	0.00	54,000.00	12/1/2026	11/1/2025	100.000	4.322	8.046	4.322	(2,166.00)	
3134HBTG6	196036	411	FHLMC Callable Bond	6/2/2025	4.360	3,000,000.00	3,000,000.00	3,001,077.00	0.00	43,236.67	12/2/2026	12/2/2025	100.000	4.360		4.360	1,077.00	
3130B6BR6	195848	411	FHLB Callable Bond	5/7/2025	4.310	3,000,000.00	3,000,000.00	2,998,458.00	0.00	51,720.00	12/7/2026	11/7/2025	100.000	4.312		4.312	(1,542.00)	
3130B7D43	196540	411	FHLB Callable Bond	8/7/2025	4.300	3,000,000.00	3,000,000.00	2,999,376.00	0.00	19,350.00	12/7/2026	11/7/2025	100.000	4.304		4.304	(624.00)	
3134HBYT2	196356	411	FHLMC Callable Bond	7/15/2025	4.300	3,000,000.00	3,000,000.00	3,000,405.00	0.00	27,233.33	12/15/2026	10/15/2025	100.000	4.302		4.302	405.00	
3130B72Y9	196376	411	FHLB Callable Bond	7/17/2025	4.300	3,000,000.00	3,000,000.00	2,999,697.00	0.00	26,516.67	12/17/2026	10/17/2025	100.000	4.302		4.302	(303.00)	
3130B74P6	196407	411	FHLB Callable Bond	7/22/2025	4.320	3,000,000.00	3,000,000.00	2,996,316.00	0.00	24,840.00	12/22/2026	10/22/2025	100.000	4.322		4.322	(3,684.00)	
3134HBZJ3	196449	411	FHLMC Callable Bond	7/28/2025	4.300	3,000,000.00	3,000,000.00	2,998,896.00	0.00	22,575.00	12/28/2026	10/28/2025	100.000	4.302		4.302	(1,104.00)	
3130B6XC5	196301	411	FHLB Callable Bond	7/7/2025	4.300	3,000,000.00	3,000,000.00	3,000,132.00	0.00	30,100.00	1/7/2027	10/7/2025	100.000	4.300	4.300	4.300	132.00	
3134HBE56	196563	411	FHLMC Callable Bond	8/12/2025	4.300	3,000,000.00	3,000,000.00	2,998,887.00	0.00	17,558.33	11/2/2027	11/12/2025	100.000	4.580		4.580	(1,113.00)	
3130B7CD4	196497	411	FHLB Callable Bond	8/4/2025	4.310	3,000,000.00	3,000,000.00	2,999,583.00	0.00	20,472.50	2/4/2027	11/4/2025	100.000	4.310		4.310	(417.00)	
<b>411 Total</b>						<b>669,181,524.39</b>	<b>665,355,005.70</b>	<b>666,529,810.15</b>	<b>0.00</b>	<b>3,400,511.00</b>								<b>1,174,804.45</b>
313385MZ6	195669	414	FHLB Disc Note	4/15/2025	3.945	489,689.00	479,868.90	488,866.81	0.00	9,068.84	10/15/2025		97.995	4.093		4.093	8,997.91	
313385MZ6	195670	414	FHLB Disc Note	4/15/2025	3.945	3,646,311.00	3,573,188.79	3,640,188.84	0.00	67,528.16	10/15/2025		97.995	4.093		4.093	67,000.05	
912797QQ3	195923	414	U.S. Treasury Bill	5/15/2025	4.106	2,459.00	2,407.96	2,447.22	0.00	38.98	11/13/2025		97.924	4.252		4.252	39.26	
912797QQ3	195924	414	U.S. Treasury Bill	5/15/2025	4.106	4,541.00	4,446.73	4,519.25	0.00	72.00	11/13/2025		97.924	4.252		4.252	72.52	
313385TA4	196607	414	FHLB Disc Note	8/15/2025	3.910	126,405.00	123,906.32	124,631.03	0.00	645.26	2/13/2026		98.023	3.989		3.989	724.71	
313385TA4	196608	414	FHLB Disc Note	8/15/2025	3.910	218,595.00	214,273.99	215,527.24	0.00	1,115.87	2/13/2026		98.023	3.989		3.989	1,253.25	
<b>414 Total</b>						<b>4,488,000.00</b>	<b>4,398,092.69</b>	<b>4,476,180.39</b>	<b>0.00</b>	<b>78,469.11</b>								<b>78,087.70</b>
09248U700	192360	415	BlackRock Money Market Fund		4.027	3,117.96	3,117.96	3,117.96	0.00	10.54			100.000	4.027		4.027	0.00	
912797RB5	196571	415	U.S. Treasury Bill	8/13/2025	4.177	16,963,000.00	16,854,763.10	16,951,533.01	0.00	96,429.24	10/7/2025		99.362	4.262		4.262	96,769.91	
912797QR1	195991	415	U.S. Treasury Bill	5/27/2025	4.161	42,238,000.00	41,373,988.27	42,004,972.95	0.00	619,940.62	11/20/2025		97.954	4.306		4.306	630,984.68	
912797QR1	196339	415	U.S. Treasury Bill	7/11/2025	4.176	171,000.00	168,381.96	170,056.59	0.00	1,626.36	11/20/2025		98.469	4.299		4.299	1,674.63	
912797PD3	196408	415	U.S. Treasury Bill	7/22/2025	4.090	40,067,000.00	39,229,421.62	39,590,362.97	0.00	323,196.01	1/22/2026		97.910	4.235		4.235	360,941.35	
<b>415 Total</b>						<b>99,442,117.96</b>	<b>97,629,672.91</b>	<b>98,720,043.48</b>	<b>0.00</b>	<b>1,041,202.77</b>								<b>1,090,370.57</b>
09248U700	192361	416	BlackRock Money Market Fund		4.027	3,369.79	3,369.79	3,369.79	0.00	11.39			100.000	4.027		4.027	0.00	
912797MS3	194671	416	U.S. Treasury Bill	12/10/2024	4.033	25,801,000.00	24,945,539.18	25,798,136.09	0.00	852,570.75	10/2/2025		96.684	4.195		4.195	852,596.91	
912797MS3	195896	416	U.S. Treasury Bill	5/13/2025	4.139	12,216,000.00	12,016,585.00	12,214,644.02	0.00	198,010.67	10/2/2025		98.368	4.266		4.266	198,059.02	
912797MS3	196730	416	U.S. Treasury Bill	9/4/2025	4.170	2,000,000.00	1,993,512.71	1,999,778.00	0.00	6,255.60	10/2/2025		99.676	4.242		4.242	6,265.29	
313385NE2	196549	416	FHLB Disc Note	8/8/2025	4.180	25,801,000.00	25,582,307.86	25,743,231.56	0.00	161,772.27	10/20/2025		99.152	4.216		4.216	160,923.70	
30229AY78	196083	416	Exxon Comm Paper	6/5/2025	4.200	29,694,000.00	29,157,033.50	29,565,840.70	0.00	408,787.40	11/7/2025		98.192	4.337		4.337	408,807.20	
313385NY8	194668	416	FHLB Disc Note	12/10/2024	3.980	25,801,000.00	24,853,988.63	25,696,686.56	0.00	841,470.95	11/7/2025		96.330	4.153		4.153	842,697.93	
313385QC3	194669	416	FHLB Disc Note	12/10/2024	3.950	25,801,000.00	24,781,860.50	25,618,664.33	0.00	835,128.20	12/5/2025		96.050	4.128		4.128	836,803.83	
313385RG3	195992	416	FHLB Disc Note	5/27/2025	4.100	19,341,000.00	18,856,400.50	19,148,344.30	0.00	279,746.08	1/2/2026		97.494	4.278		4.278	291,943.80	
912797RA7	196340	416	U.S. Treasury Bill	7/11/2025	4.126	13,548,000.00	13,276,301.45	13,413,183.85	0.00	127,310.18	1/2/2026		97.995	4.268		4.268	136,882.40	
912797PM3	196729	416	U.S. Treasury Bill	9/4/2025	3.849	25,000,000.00	24,550,950.00	24,634,650.00	0.00	72,168.75	2/19/2026		98.204	3.974		3.974	83,700.00	
78009BCW0	196302	416	RBC Comm Paper	7/7/2025	4.170	25,801,000.00	25,006,028.19	25,291,327.05	0.00	257,020.96	3/30/2026		96.919	4.333		4.333	285,298.86	
912797QD2	196728	416	U.S. Treasury Bill	9/4/2025	3.681	25,177,000.00	24,600,424.32	24,675,297.92	0.00	69,497.96	4/16/2026		97.710	3.806		3.806	74,873.60	
<b>416 Total</b>						<b>255,984,369.79</b>	<b>249,624,301.63</b>	<b>253,803,154.17</b>	<b>0.00</b>	<b>4,109,751.16</b>							<b>4,178,852.54</b>	
09248U700	192493	417	BlackRock Money Market Fund		4.027	8,584.71	8,584.71	8,584.71	0.00	28.16			100.000	4.027		4.027	0.00	
912797RD1	196377	417	U.S. Treasury Bill	7/17/2025	4.226	28,959,000.00	28,632,689.99	28,893,929.13	0.00	258,328.76	10/21/2025		98.873	4.333		4.333	261,239.14	
912797QQ3	196590	417	U.S. Treasury Bill	8/14/2025	4.099	14,384,000.00	14,234,976.73	14,315,100.64	0.00	78,605.68	11/13/2025		98.964	4.199		4.199	80,123.91	
313589QP1	196816	417	FNMA Disc Note	9/16/2025	3.895	35,335,000.00	34,987,102.39	35,043,662.92	0.00	57,345.76	12/16/2025		99.015	3.934		3.934	56,560.53	
<b>417 Total</b>						<b>78,686,584.71</b>	<b>77,863,353.82</b>	<b>78,261,277.40</b>	<b>0.00</b>	<b>394,308.36</b>							<b>397,923.58</b>	
09248U700	193421	418	BlackRock Money Market Fund		4.027	3,711.98	3,711.98	3,711.98	0.00	12.54			100.000	4.027		4.027	0.00	
912797QF7	196144	418	U.S. Treasury Bill	6/12/2025	4.171	17,572,000.00	17,315,469.01	17,542,320.89	0.00	225,991.59	10/16/2025		98.540	4.292		4.292	226,851.88	
912797QF7	196341	418	U.S. Treasury Bill	7/11/2025	4.224	4,611,000.00	4,558,520.67	4,603,212.02	0.00	44,363.97	10/16/2025		98.862	4.332		4.332	44,691.35	
30229AYE3	196120	418	Exxon Comm Paper	6/11/2025	4.220	3,986,000.00	3,913,109.35	3,965,671.40	0.00	52,331.75	11/14/2025		98.171	4.358		4.358	52,562.05	
313385PF7	195897	418	FHLB Disc Note	5/13/2025	4.120	8,343,000.00	8,166,360.15	8,303,062.06	0.00	134,628.21	11/14/2025		97.883	4.302		4.302	136,701.91	
912797QY6	196160	418	U.S. Treasury Bill	6/13/2025	4.137	30,819,000.00	30,178,044.84	30,585,299.52	0.00	389,530.76	12/11/2025		97.920	4.283		4.283	407,254.68	
<b>418 Total</b>						<b>65,334,711.98</b>	<b>64,135,216.00</b>	<b>65,003,277.87</b>	<b>0.00</b>	<b>846,858.82</b>							<b>868,061.87</b>	

**EOM - REPORT WRITER**  
**Investment Inventory**  
**Sorted by Fund**  
**September 30, 2025**

CUSIP	Investment #	Fund Number	Issuer	Purchase Date	Cur Rate	Par Value	Book Value	Market Value	Pur Accr Interest	Accrued Interest	Maturity Date	Call Date	Purchase Price	YTM	YTC	YTW	Unrealized G/L
825252869	151206	712	Invesco Money Market Fund	10/1/2024	3.895	0.00	0.00	0.00	0.00	0.00			100.000	3.895		3.895	0.00
316175108	184449	712	Fidelity Money Market Fund		4.040	0.00	0.00	0.00	0.00	0.44			100.000	4.040		4.040	0.00
09248U700	183948	712	BlackRock Money Market Fund		4.027	6,823,100.00	6,823,100.00	6,823,100.00	0.00	55,081.27			100.000	4.027		4.027	0.00
313385MK9	195513	712	FHLB Disc Note	3/25/2025	4.040	25,000,000.00	24,466,944.44	24,906,050.00	0.00	533,055.56	10/1/2025		97.868	4.216		4.216	439,105.56
313385MK9	195802	712	FHLB Disc Note	5/1/2025	4.020	211,300.00	207,689.94	210,505.93	0.00	3,610.06	10/1/2025		98.292	4.090		4.090	2,815.99
98459RX21	195559	712	Yale Univ Comm Paper	4/1/2025	4.160	15,000,000.00	14,681,055.00	14,996,595.00	0.00	317,211.60	10/2/2025		97.874	4.309		4.309	315,540.00
313385ML7	195788	712	FHLB Disc Note	4/30/2025	4.030	371,000.00	364,562.63	370,916.90	0.00	6,395.84	10/2/2025		98.265	4.101		4.101	6,354.27
912797MS3	195156	712	U.S. Treasury Bill	2/11/2025	4.087	1,606,100.00	1,563,615.49	1,605,921.72	0.00	42,302.17	10/2/2025		97.355	4.237		4.237	42,306.23
74433GX84	196817	712	Prudential Comm Paper	9/16/2025	4.050	35,000,000.00	34,913,375.00	34,968,115.00	0.00	59,062.50	10/8/2025		99.753	4.116		4.116	54,740.00
313385MS2	195786	712	FHLB Disc Note	4/30/2025	4.020	5,090,000.00	4,998,490.28	5,085,439.36	0.00	87,531.04	10/8/2025		98.202	4.094		4.094	86,949.08
313385MS2	196903	712	FHLB Disc Note	9/24/2025	3.950	1,750,300.00	1,747,611.34	1,748,731.73	0.00	1,344.33	10/8/2025		99.846	3.956		3.956	1,120.39
313385MZ6	195718	712	FHLB Disc Note	4/22/2025	4.050	3,231,000.00	3,167,026.20	3,225,575.15	0.00	58,884.98	10/15/2025		98.020	4.132		4.132	58,548.95
313385MZ6	195789	712	FHLB Disc Note	4/30/2025	4.060	16,166,000.00	15,859,708.19	16,138,857.29	0.00	280,767.49	10/15/2025		98.105	4.138		4.138	279,149.10
313385MZ6	195911	712	FHLB Disc Note	5/14/2025	4.120	5,074,000.00	4,984,573.57	5,065,480.75	0.00	81,296.75	10/15/2025		98.238	4.194		4.194	80,907.18
313385MZ6	196907	712	FHLB Disc Note	9/24/2025	3.750	4,259,000.00	4,249,683.44	4,251,849.14	0.00	3,105.52	10/15/2025		99.781	3.758		3.758	2,165.70
313385NF9	196841	712	FHLB Disc Note	9/18/2025	4.000	2,295,800.00	2,287,382.07	2,290,402.57	0.00	3,316.15	10/21/2025		99.633	4.015		4.015	3,020.50
313385NG7	195697	712	FHLB Disc Note	4/17/2025	4.000	20,017,000.00	19,598,867.11	19,967,698.13	0.00	371,426.56	10/22/2025		97.911	4.152		4.152	368,831.02
912797RE9	196909	712	U.S. Treasury Bill	9/24/2025	3.994	5,017,400.00	4,998,475.23	5,002,177.21	0.00	3,896.28	10/28/2025		99.623	4.064		4.064	3,701.98
313397NP2	196235	712	FHLMC Disc Note	6/25/2025	4.165	7,499,000.00	7,389,683.33	7,474,658.25	0.00	85,024.08	10/29/2025		98.542	4.227		4.227	84,974.92
313397NP2	196317	712	FHLMC Disc Note	7/9/2025	4.195	6,605,000.00	6,518,797.41	6,583,560.17	0.00	64,651.94	10/29/2025		98.695	4.250		4.250	64,762.76
313397NW7	196090	712	FHLMC Disc Note	6/5/2025	4.130	10,944,000.00	10,751,905.44	10,902,084.48	0.00	148,151.36	11/5/2025		98.245	4.204		4.204	150,179.04
66844CYC2	196779	712	Northwestern Univ Comm Paper	9/11/2025	4.350	7,724,800.00	7,666,928.35	7,666,928.35	0.00	18,668.27	11/12/2025		99.251	4.444		4.444	0.00
313385PD2	196200	712	FHLB Disc Note	6/20/2025	4.140	13,221,000.00	13,000,539.83	13,160,513.93	0.00	156,602.74	11/12/2025		98.333	4.210		4.210	159,974.10
313589PD9	196409	712	FHLB Disc Note	7/22/2025	4.165	6,315,500.00	6,232,934.49	6,286,606.59	0.00	51,877.44	11/12/2025		98.693	4.220		4.220	53,672.10
313397PL9	196129	712	FHLMC Disc Note	6/11/2025	4.140	13,965,000.00	13,706,438.03	13,890,720.17	0.00	179,869.20	11/19/2025		98.149	4.218		4.218	184,282.14
313397PT2	196424	712	FHLMC Disc Note	7/23/2025	4.160	15,298,000.00	15,075,261.12	15,205,232.93	0.00	123,743.82	11/26/2025		98.544	4.221		4.221	129,971.81
89233GZ33	195638	712	Toyota Comm Paper	4/10/2025	4.000	12,561,000.00	12,230,227.00	12,470,460.31	0.00	242,846.00	12/3/2025		97.367	4.145		4.145	240,233.31
313397QF1	196805	712	FHLMC Disc Note	9/15/2025	3.920	16,267,000.00	16,118,211.17	16,146,803.14	0.00	28,340.73	12/8/2025		99.085	3.956		3.956	28,591.97
313385QH2	196175	712	FHLB Disc Note	6/17/2025	4.120	15,611,000.00	15,296,559.77	15,492,309.57	0.00	189,378.77	12/10/2025		97.986	4.205		4.205	195,749.80
313385QK5	196819	712	FHLB Disc Note	9/16/2025	3.935	18,226,000.00	18,052,678.33	18,083,527.36	0.00	29,883.05	12/12/2025		99.049	3.973		3.973	30,849.03
313385QK5	196825	712	FHLB Disc Note	9/17/2025	3.910	25,236,000.00	25,000,281.74	25,038,730.19	0.00	38,372.74	12/12/2025		99.066	3.947		3.947	38,448.45
313397QN4	196804	712	FHLMC Disc Note	9/15/2025	3.940	4,233,000.00	4,190,841.67	4,198,551.85	0.00	7,412.45	12/15/2025		99.004	3.980		3.980	7,710.18
313385QQ2	196194	712	FHLB Disc Note	6/18/2025	4.135	5,510,000.00	5,394,814.98	5,463,980.48	0.00	66,452.90	12/17/2025		97.910	4.223		4.223	69,165.50
313385QV1	196379	712	FHLB Disc Note	7/17/2025	4.165	18,995,000.00	18,647,776.68	18,826,172.44	0.00	167,018.81	12/22/2025		98.172	4.243		4.243	178,395.76
313385QX7	196863	712	FHLB Disc Note	9/22/2025	3.840	13,487,000.00	13,353,208.96	13,364,241.33	0.00	12,947.52	12/24/2025		99.008	3.878		3.878	11,032.37
313397RE3	196731	712	FHLMC Disc Note	9/4/2025	3.970	5,529,000.00	5,457,052.35	5,474,528.29	0.00	16,462.60	12/31/2025		98.699	4.022		4.022	17,475.94
313385RP3	196829	712	FHLB Disc Note	9/17/2025	3.845	18,854,000.00	18,624,436.84	18,652,205.64	0.00	28,191.97	1/9/2026		98.782	3.892		3.892	27,768.80
313397SB8	196905	712	FHLMC Disc Note	9/24/2025	3.735	6,033,000.00	5,958,515.07	5,960,754.83	0.00	4,381.47	1/21/2026		98.765	3.782		3.782	2,239.76
313313TQ1	196986	712	FFCB Disc Note	9/30/2025	3.760	169,800.00	167,139.80	167,171.67	0.00	17.73	2/27/2026		98.433	3.820		3.820	31.87
313385UC8	196900	712	FHLB Disc Note	9/24/2025	3.725	4,912,000.00	4,826,613.07	4,830,770.26	0.00	3,557.79	3/11/2026		98.262	3.791		3.791	4,157.19
313385US3	196988	712	FHLB Disc Note	9/30/2025	3.730	7,774,000.00	7,632,236.79	7,634,324.54	0.00	805.47	3/25/2026		98.176	3.799		3.799	2,087.75
3130B5ZL5	195790	712	FHLB Callable Bond	4/30/2025	4.310	2,000,000.00	2,000,000.00	1,999,042.00	0.00	36,156.11	10/30/2026	10/30/2025	100.000	4.310	4.311	4.310	(958.00)
<b>712 Total</b>						<b>403,882,100.00</b>	<b>398,205,242.15</b>	<b>401,631,294.65</b>	<b>0.00</b>	<b>3,609,103.50</b>							<b>3,426,052.50</b>
825252869	151207	713	Invesco Money Market Fund	10/1/2024	3.895	0.00	0.00	0.00	0.00	0.00			100.000	3.895		3.895	0.00
09248U700	184120	713	BlackRock Money Market Fund		4.027	12,941,900.00	12,941,900.00	12,941,900.00	0.00	48,774.21			100.000	4.027		4.027	0.00
313385MK9	195803	713	FHLB Disc Note	5/1/2025	4.020	5,203,700.00	5,114,794.79	5,184,144.50	0.00	88,905.21	10/1/2025		98.292	4.090		4.090	69,349.71
313385MS2	195787	713	FHLB Disc Note	4/30/2025	4.020	4,132,000.00	4,057,713.53	4,128,297.73	0.00	71,056.62	10/8/2025		98.202	4.094		4.094	70,584.20
313385MZ6	195912	713	FHLB Disc Note	5/14/2025	4.120	4,688,000.00	4,605,376.60	4,680,128.85	0.00	75,112.18	10/15/2025		98.238	4.194		4.194	74,752.25
313385NG7	196154	713	FHLB Disc Note	6/12/2025	4.150	6,093,000.00	6,000,284.85	6,077,992.94	0.00	77,965.01	10/22/2025		98.478	4.214		4.214	77,708.09
313397NP2	196318	713	FHLMC Disc Note	7/9/2025	4.195	4,159,000.00	4,104,720.43	4,145,499.89	0.00	40,709.68	10/29/2025		98.695	4.250		4.250	40,779.46
313385NW2	196866	713	FHLB Disc Note	9/22/2025	3.940	727,000.00	723,499.09	724,215.59	0.00	716.10	11/5/2025		99.518	3.959		3.959	716.50
313397NW7	196091	713	FHLMC Disc Note	6/5/2025	4.130	1,129,000.00	1,109,183.23	1,124,675.93	0.00	15,283.52	11/5/2025		98.245	4.204		4.204	15,492.70
313397NW7	196368	713	FHLMC Disc Note	7/16/2025	4.195	6,305,000.00	6,222,712.74	6,280,851.85	0.00	56,572.49	11/5/2025		98.695	4.250		4.250	58,139.11
66844CYC2	196780	713	Northwestern Univ Comm Paper	9/11/2025	4.350	17,275,200.00	17,145,779.90	17,145,779.90	0.00	41,748.42	11/12/2025		99.251	4.444		4.444	0.00
313589PD9	196410	713	FNMA Disc Note	7/22/2025	4.165	3,817,500.00	3,767,592.02	3,800,034.94	0.00	31,358.11	11/12/2025		98.693	4.220		4.220	32,442.92
313385PL4	196579	713	FHLB Disc Note	8/13/2025	4.095	4,510,000.00	4,459,724.78	4,486,011.31	0.00	25,137.61	11/19/2025		98.885	4.141		4.141	26,286.53

**EOM - REPORT WRITER**  
**Investment Inventory**  
**Sorted by Fund**  
**September 30, 2025**

CUSIP	Investment #	Fund Number	Issuer	Purchase Date	Cur Rate	Par Value	Book Value	Market Value	Pur Accr Interest	Accrued Interest	Maturity Date	Call Date	Purchase Price	YTM	YTC	YTW	Unrealized G/L
313397PT2	196425	713	FHLMC Disc Note	7/23/2025	4.160	4,727,000.00	4,658,174.88	4,698,335.47	0.00	38,236.18	11/26/2025		98.544	4.221		4.221	40,160.59
89233GZ33	195639	713	Toyota Comm Paper	4/10/2025	4.000	4,439,000.00	4,322,106.33	4,407,003.69	0.00	85,820.67	12/3/2025		97.367	4.145		4.145	84,897.36
313397QH7	196662	713	FHLMC Disc Note	8/27/2025	4.055	5,267,000.00	5,204,706.75	5,226,955.00	0.00	20,764.42	12/10/2025		98.817	4.104		4.104	22,248.25
313385QK5	196826	713	FHLB Disc Note	9/17/2025	3.910	4,757,000.00	4,712,566.98	4,719,814.53	0.00	7,233.28	12/12/2025		99.066	3.947		3.947	7,247.55
313385QQ2	196717	713	FHLB Disc Note	9/3/2025	4.040	7,800,000.00	7,708,090.00	7,734,854.40	0.00	24,509.33	12/17/2025		98.822	4.088		4.088	26,764.40
313397QX2	196719	713	FHLMC Disc Note	9/3/2025	4.000	5,000,000.00	4,937,777.78	4,954,490.00	0.00	15,555.56	12/24/2025		98.756	4.050		4.050	16,712.22
313397RE3	196732	713	FHLMC Disc Note	9/4/2025	3.970	7,391,500.00	7,295,316.05	7,318,678.94	0.00	22,008.19	12/31/2025		98.699	4.022		4.022	23,362.89
98459SA65	196884	713	Yale Univ Comm Paper	9/23/2025	3.880	3,557,000.00	3,516,745.43	3,516,745.43	0.00	3,067.01	1/6/2026		98.868	3.979		3.979	0.00
313385RM0	196766	713	FHLB Disc Note	9/10/2025	3.880	14,295,000.00	14,111,658.68	14,145,031.16	0.00	32,354.35	1/7/2026		98.717	3.930		3.930	33,372.48
313589RM7	196756	713	FNMA Disc Note	9/9/2025	3.860	4,631,000.00	4,571,414.47	4,582,416.18	0.00	10,924.01	1/7/2026		98.713	3.910		3.910	11,001.71
313385SB3	196939	713	FHLB Disc Note	9/25/2025	3.835	10,127,000.00	9,999,700.80	10,005,729.18	0.00	6,472.84	1/21/2026		98.743	3.884		3.884	6,028.38
313397SB8	196906	713	FHLMC Disc Note	9/24/2025	3.735	2,876,000.00	2,840,492.19	2,841,559.90	0.00	2,088.69	1/21/2026		98.765	3.782		3.782	1,067.71
313385SR8	196864	713	FHLB Disc Note	9/22/2025	3.770	5,000,000.00	4,929,312.50	4,934,470.00	0.00	4,712.50	2/4/2026		98.586	3.824		3.824	5,157.50
89233HBD5	196961	713	Toyota Comm Paper	9/26/2025	4.010	20,000,000.00	19,688,111.11	19,699,360.00	0.00	11,138.89	2/13/2026		98.441	4.130		4.130	11,248.89
313385TV8	196941	713	FHLB Disc Note	9/25/2025	3.755	13,930,000.00	13,697,523.78	13,709,585.61	0.00	8,717.86	3/4/2026		98.331	3.819		3.819	12,061.83
313385UC8	196901	713	FHLB Disc Note	9/24/2025	3.725	5,088,000.00	4,999,553.60	5,003,859.74	0.00	3,685.27	3/11/2026		98.262	3.791		3.791	4,306.14
313385US3	196989	713	FHLB Disc Note	9/30/2025	3.730	5,096,000.00	5,003,071.61	5,004,440.17	0.00	528.00	3/25/2026		98.176	3.799		3.799	1,368.56
<b>713 Total</b>						<b>194,962,800.00</b>	<b>192,449,604.90</b>	<b>193,222,862.83</b>	<b>0.00</b>	<b>871,156.21</b>							<b>773,257.93</b>
825252869	151208	714	Invesco Money Market Fund	10/1/2024	3.895	0.00	0.00	0.00	0.00	0.00			100.000	3.895		3.895	0.00
316175108	184105	714	Fidelity Money Market Fund	10/1/2024	4.040	0.00	0.00	0.00	0.00	0.00			100.000	4.040		4.040	0.00
09248U700	183867	714	BlackRock Money Market Fund		4.027	23,219,000.00	23,219,000.00	23,219,000.00	0.00	74,360.64			100.000	4.027		4.027	0.00
4812C0670	184481	714	J.P. Morgan Money Market Fund	10/1/2024	4.037	0.00	0.00	0.00	0.00	0.00			100.000	4.037		4.037	0.00
313385MK9	196847	714	FHLB Disc Note	9/18/2025	4.000	15,499,500.00	15,477,111.83	15,477,111.83	0.00	22,388.17	10/1/2025		99.856	4.006		4.006	0.00
313385MK9	196882	714	FHLB Disc Note	9/23/2025	4.000	5,723,000.00	5,717,912.89	5,717,912.89	0.00	5,087.11	10/1/2025		99.911	4.004		4.004	0.00
313589MK6	196735	714	FNMA Disc Note	9/4/2025	4.135	10,101,000.00	10,069,674.27	10,069,674.27	0.00	31,325.73	10/1/2025		99.690	4.148		4.148	0.00
313589MS9	196790	714	FNMA Disc Note	9/12/2025	4.060	15,000,000.00	14,956,016.67	14,986,560.00	0.00	32,141.66	10/8/2025		99.707	4.072		4.072	30,543.33
30229AXF1	196791	714	Exxon Comm Paper	9/12/2025	4.090	10,082,000.00	10,044,200.90	10,064,749.70	0.00	21,763.12	10/15/2025		99.625	4.162		4.162	20,548.80
30229AXF1	196840	714	Exxon Comm Paper	9/18/2025	4.060	5,000,000.00	4,984,775.00	4,991,445.00	0.00	7,330.56	10/15/2025		99.696	4.129		4.129	6,670.00
30229AXG9	196839	714	Exxon Comm Paper	9/18/2025	4.060	25,000,000.00	24,921,055.56	24,954,400.00	0.00	36,652.78	10/16/2025		99.684	4.129		4.129	33,344.44
313385NA0	196902	714	FHLB Disc Note	9/24/2025	3.500	2,953,000.00	2,946,683.86	2,947,711.18	0.00	2,009.68	10/16/2025		99.786	3.508		3.508	1,027.32
313385NA0	196938	714	FHLB Disc Note	9/25/2025	3.500	12,978,000.00	12,951,503.25	12,954,756.40	0.00	7,570.50	10/16/2025		99.796	3.507		3.507	3,253.15
<b>714 Total</b>						<b>125,555,500.00</b>	<b>125,287,934.23</b>	<b>125,383,321.27</b>	<b>0.00</b>	<b>240,629.95</b>							<b>95,387.04</b>
316175108	153349	740	Fidelity Money Market Fund		4.040	0.00	0.00	0.00	0.00	164.40			100.000	4.040		4.040	0.00
313385MK9	195615	740	FHLB Disc Note	4/8/2025	3.965	42,067,000.00	41,251,554.58	41,908,912.21	0.00	815,445.42	10/1/2025		98.062	4.043		4.043	657,357.63
313385MK9	195698	740	FHLB Disc Note	4/17/2025	4.030	16,751,000.00	16,437,844.71	16,688,049.74	0.00	313,155.29	10/1/2025		98.131	4.107		4.107	250,205.03
313385MK9	195936	740	FHLB Disc Note	5/15/2025	4.160	16,086,000.00	15,827,623.09	16,025,548.81	0.00	258,376.91	10/1/2025		98.934	4.228		4.228	197,925.72
313385MK9	196220	740	FHLB Disc Note	6/24/2025	4.185	11,528,000.00	11,395,327.13	11,484,677.78	0.00	132,672.87	10/1/2025		98.849	4.234		4.234	89,350.65
313385MK9	196601	740	FHLB Disc Note	8/14/2025	4.160	15,897,000.00	15,808,824.64	15,837,259.07	0.00	88,175.36	10/1/2025		99.445	4.183		4.183	28,434.43
313385MK9	196850	740	FHLB Disc Note	9/18/2025	4.000	15,832,000.00	15,809,131.56	15,809,131.56	0.00	22,868.44	10/1/2025		99.856	4.006		4.006	0.00
313385MK9	196887	740	FHLB Disc Note	9/23/2025	4.000	20,138,000.00	20,120,099.56	20,120,099.56	0.00	17,900.44	10/1/2025		99.911	4.004		4.004	0.00
313397MK4	196387	740	FHLMC Disc Note	7/17/2025	4.240	15,951,000.00	15,808,220.83	15,891,056.14	0.00	142,779.17	10/1/2025		99.105	4.278		4.278	82,835.31
313589MK6	196161	740	FNMA Disc Note	6/13/2025	4.155	16,054,000.00	15,850,181.09	15,993,669.07	0.00	203,818.91	10/1/2025		98.730	4.208		4.208	143,487.98
313589MK6	196655	740	FNMA Disc Note	8/26/2025	4.220	49,710,000.00	49,500,223.80	49,523,189.82	0.00	209,776.20	10/1/2025		99.578	4.238		4.238	22,966.02
313589MK6	196820	740	FNMA Disc Note	9/16/2025	3.990	48,781,000.00	48,699,901.59	48,699,901.59	0.00	81,098.41	10/1/2025		99.834	3.997		3.997	0.00
<b>740 Total</b>						<b>268,795,000.00</b>	<b>266,508,932.58</b>	<b>267,981,495.35</b>	<b>0.00</b>	<b>2,286,231.82</b>							<b>1,472,562.77</b>
316175108	152295	741	Fidelity Money Market Fund		4.040	22,000.00	22,000.00	22,000.00	0.00	4,313.31			100.000	4.040		4.040	0.00
313385MU7	195791	741	FHLB Disc Note	4/30/2025	4.060	1,571,000.00	1,542,120.66	1,569,242.05	0.00	27,284.78	10/10/2025		98.162	4.136		4.136	27,121.39
313385MZ6	195509	741	FHLB Disc Note	3/24/2025	4.050	5,150,000.00	5,031,228.13	5,141,353.15	0.00	110,660.62	10/15/2025		97.694	4.225		4.225	110,125.02
313397NE7	196856	741	FHLMC Disc Note	9/19/2025	4.010	10,481,000.00	10,444,808.52	10,457,533.04	0.00	14,009.61	10/20/2025		99.655	4.024		4.024	12,724.52
3135G06B4	182631	741	FNMA Callable Bond	10/28/2020	0.560	3,000,000.00	2,999,982.44	2,993,844.00	0.00	7,420.00	10/22/2025		99.950	0.570		0.570	(6,138.44)
313313NQ7	195548	741	FFCB Disc Note	3/31/2025	4.030	10,000,000.00	9,761,558.30	9,966,420.00	0.00	205,977.81	10/30/2025		97.616	4.187		4.187	204,861.70
89233GY59	195719	741	Toyota Comm Paper	4/22/2025	4.300	10,000,000.00	9,764,694.44	9,958,920.00	0.00	193,500.00	11/5/2025		97.647	4.457		4.457	194,225.56
313589NX7	196794	741	FNMA Disc Note	9/12/2025	4.010	5,086,000.00	5,054,841.19	5,065,981.50	0.00	10,763.95	11/6/2025		99.387	4.035		4.035	11,140.31
313385PD2	195483	741	FHLB Disc Note	3/19/2025	4.020	9,117,000.00	8,874,700.53	9,075,289.73	0.00	199,540.74	11/12/2025		97.342	4.193		4.193	200,589.20
313385PD2	195833	741	FHLB Disc Note	5/5/2025	4.025	10,012,518.42	10,012,518.42	10,184,193.18	0.00	170,438.51	11/12/2025		97.865	4.200		4.200	171,674.76
313385PF7	195942	741	FHLB Disc Note	5/16/2025	4.120	15,319,000.00	14,999,922.25	15,245,667.95	0.00	241,938.07	11/14/2025		97.917	4.208		4.208	245,745.70

**EOM - REPORT WRITER**  
**Investment Inventory**  
**Sorted by Fund**  
**September 30, 2025**

CUSIP	Investment #	Fund Number	Issuer	Purchase Date	Cur Rate	Par Value	Book Value	Market Value	Pur Accr Interest	Accrued Interest	Maturity Date	Call Date	Purchase Price	YTM	YTC	YTW	Unrealized G/L
313397QB0	196202	741	FHLMC Disc Note	6/20/2025	4.130	2,088,000.00	2,047,996.82	2,073,467.52	0.00	24,672.62	12/4/2025		98.084	4.211		4.211	25,470.70
313385QH2	196179	741	FHLB Disc Note	6/18/2025	4.125	5,879,000.00	5,761,113.80	5,834,301.96	0.00	70,731.72	12/10/2025		97.995	4.209		4.209	73,188.16
313385QJ8	196130	741	FHLB Disc Note	6/11/2025	4.125	17,501,000.00	17,134,025.91	17,366,067.29	0.00	224,596.16	12/11/2025		97.903	4.284		4.284	232,041.38
313385QN9	196912	741	FHLB Disc Note	9/24/2025	3.840	9,108,000.00	9,028,335.36	9,033,879.10	0.00	6,800.64	12/15/2025		99.125	3.874		3.874	5,543.74
912797QZ3	196255	741	U.S. Treasury Bill	6/30/2025	4.107	7,164,000.00	7,024,242.90	7,103,901.20	0.00	76,008.25	12/18/2025		98.049	4.247		4.247	79,658.30
3134GXKT0	183449	741	FHLMC Callable Bond	1/12/2021	0.550	5,000,000.00	5,000,000.00	4,951,110.00	0.00	6,034.72	1/12/2026		100.000	0.550		0.550	(48,890.00)
313385RW8	196872	741	FHLB Disc Note	9/22/2025	3.838	6,955,000.00	6,868,988.29	6,875,400.03	0.00	6,673.32	1/16/2026		98.763	3.886		3.886	6,411.74
313385TV8	196781	741	FHLB Disc Note	9/11/2025	3.755	5,092,000.00	4,999,584.44	5,011,429.28	0.00	10,622.48	3/4/2026		98.185	3.824		3.824	11,844.84
3130ALJT2	183964	741	FHLB Step-Up Bond	3/9/2021	1.750	3,000,000.00	3,000,000.00	2,971,674.00	0.00	3,208.33	3/9/2026		100.000	0.950		0.950	(28,326.00)
3130ALKB9	184034	741	FHLB Step-Up Bond	3/17/2021	3.000	3,000,000.00	3,000,000.00	2,984,520.00	0.00	3,500.00	3/17/2026		100.000	1.100		1.100	(15,480.00)
3130ALM27	184071	741	FHLB Step-Up Bond	3/23/2021	2.000	3,000,000.00	3,000,000.00	2,973,066.00	0.00	1,333.33	3/23/2026		100.000	1.010		1.010	(26,934.00)
3130ALPQ1	184125	741	FHLB Step-Up Bond	3/30/2021	2.000	1,075,000.00	1,075,000.00	1,065,053.03	0.00	59.72	3/30/2026		100.000	1.150		1.150	(9,946.97)
3130AM7K2	184396	741	FHLB Step-Up Bond	5/6/2021	1.250	2,505,000.00	2,504,854.08	2,467,730.61	0.00	13,133.85	4/30/2026		99.950	1.010		1.010	(37,123.47)
3130APDK8	185317	741	FHLB Callable Bond	9/30/2021	1.100	2,000,000.00	2,000,000.00	1,946,582.00	0.00	61.11	9/30/2026	12/30/2025	100.000	1.100	1.100	1.100	(53,418.00)
3130B7TN4	196871	741	FHLB Callable Bond	9/22/2025	4.125	3,000,000.00	3,000,000.00	2,998,956.00	0.00	3,093.75	9/8/2028	12/8/2025	100.000	4.126		4.126	(1,044.00)
3130B7Q49	196795	741	FHLB Callable Bond	9/12/2025	4.000	5,000,000.00	5,000,555.56	4,983,965.56	555.56	11,111.11	9/11/2028	3/11/2026	100.000	4.000		4.000	(16,590.00)
3130B72X1	196433	741	FHLB Callable Bond	7/24/2025	4.850	5,000,000.00	5,000,000.00	5,001,125.00	0.00	45,131.94	7/10/2030	10/10/2025	100.000	4.850		4.850	1,125.00
3130B7LM4	196683	741	FHLB Callable Bond	8/28/2025	4.625	5,040,000.00	5,040,000.00	5,019,643.44	0.00	21,367.50	8/14/2030	11/14/2025	100.000	4.625		4.625	(20,356.56)
3134HBBH46	196630	741	FHLB Callable Bond	8/20/2025	4.660	3,112,000.00	3,112,000.00	3,113,195.01	0.00	16,516.08	8/20/2030	11/20/2025	100.000	4.660		4.660	1,195.01
3136GATU3	196857	741	FNMA Callable Bond	9/19/2025	4.300	6,000,000.00	6,000,000.00	5,983,512.00	0.00	8,600.00	9/19/2030	12/19/2025	100.000	4.300		4.300	(16,488.00)
<b>741 Total</b>						<b>180,496,000.00</b>	<b>178,105,072.04</b>	<b>179,439,023.63</b>	<b>555.56</b>	<b>1,739,104.03</b>							<b>1,333,951.59</b>
316175108	164540	742	Fidelity Money Market Fund		4.040	64,200.00	64,200.00	64,200.00	0.00	218.55			100.000	4.040		4.040	0.00
<b>742 Total</b>						<b>64,200.00</b>	<b>64,200.00</b>	<b>64,200.00</b>	<b>0.00</b>	<b>218.55</b>							<b>0.00</b>
825252869	151209	756	Invesco Money Market Fund	10/1/2024	3.895	0.00	0.00	0.00	0.00	0.00			100.000	3.895		3.895	0.00
09248U700	184144	756	BlackRock Money Market Fund		4.027	5,119,400.00	5,119,400.00	5,119,400.00	0.00	35,849.75			100.000	4.027		4.027	0.00
313589MK6	196706	756	FNMA Disc Note	9/3/2025	4.145	18,300.00	18,241.00	18,241.00	0.00	59.00	10/1/2025		99.678	4.158		4.158	0.00
912797RE9	196910	756	U.S. Treasury Bill	9/24/2025	3.994	55,600.00	55,390.29	55,431.31	0.00	43.18	10/28/2025		99.623	4.064		4.064	41.02
<b>756 Total</b>						<b>5,193,300.00</b>	<b>5,193,031.29</b>	<b>5,193,072.31</b>	<b>0.00</b>	<b>35,951.93</b>							<b>41.02</b>
825252869	151210	760	Invesco Money Market Fund	10/1/2024	3.895	0.00	0.00	0.00	0.00	0.00			100.000	3.895		3.895	0.00
09248U700	184450	760	BlackRock Money Market Fund		4.027	25,000.00	25,000.00	25,000.00	0.00	935.17			100.000	4.027		4.027	0.00
3133ERWP2	194054	760	FFCB Bullet	10/10/2024	3.875	5,000,000.00	5,000,000.00	4,997,980.00	0.00	96,875.00	10/1/2025		99.692	4.200		4.200	(2,020.00)
313385MK9	196848	760	FHLB Disc Note	9/18/2025	4.000	668,500.00	667,534.39	667,534.39	0.00	965.61	10/1/2025		99.856	4.006		4.006	0.00
313589MK6	196707	760	FNMA Disc Note	9/3/2025	4.145	552,000.00	550,220.41	550,220.41	0.00	1,779.59	10/1/2025		99.678	4.158		4.158	0.00
313385ML7	195020	760	FHLB Disc Note	1/22/2025	4.075	354,000.00	343,862.08	353,920.70	0.00	10,097.85	10/2/2025		97.136	4.221		4.221	10,058.62
313385ML7	195187	760	FHLB Disc Note	2/13/2025	4.155	41,683,000.00	40,571,679.12	41,673,663.01	0.00	1,106,509.97	10/2/2025		97.334	4.295		4.295	1,101,983.89
313385ML7	195276	760	FHLB Disc Note	2/27/2025	4.095	178,000.00	173,606.29	177,960.13	0.00	4,373.46	10/2/2025		97.532	4.225		4.225	4,353.84
313385ML7	195342	760	FHLB Disc Note	3/6/2025	4.010	13,666,000.00	13,346,329.48	13,662,938.82	0.00	318,148.28	10/2/2025		97.661	4.182		4.182	316,609.34
313385ML7	195465	760	FHLB Disc Note	3/18/2025	4.070	11,283,000.00	11,030,430.05	11,280,472.61	0.00	251,294.34	10/2/2025		97.762	4.247		4.247	250,042.56
313385ML7	195530	760	FHLB Disc Note	3/27/2025	4.045	307,000.00	300,480.47	306,931.23	0.00	6,485.04	10/2/2025		97.876	4.222		4.222	6,450.76
313385ML7	195747	760	FHLB Disc Note	4/24/2025	4.050	811,000.00	796,310.76	810,818.34	0.00	14,598.00	10/2/2025		98.189	4.125		4.125	14,507.58
313385ML7	195804	760	FHLB Disc Note	5/1/2025	4.020	768,000.00	754,792.96	767,827.97	0.00	13,121.28	10/2/2025		98.280	4.090		4.090	13,035.01
313385ML7	195813	760	FHLB Disc Note	5/2/2025	4.020	10,628,000.00	10,446,420.62	10,625,619.33	0.00	180,392.59	10/2/2025		98.292	4.090		4.090	179,198.71
313385ML7	195863	760	FHLB Disc Note	5/7/2025	4.110	849,000.00	834,654.73	848,809.82	0.00	14,248.34	10/2/2025		98.310	4.181		4.181	14,155.09
313385ML7	195871	760	FHLB Disc Note	5/8/2025	4.110	9,170,000.00	9,016,104.48	9,167,945.92	0.00	152,848.61	10/2/2025		98.322	4.180		4.180	151,841.44
313385ML7	196127	760	FHLB Disc Note	6/11/2025	4.190	13,169,000.00	12,995,802.04	13,166,050.14	0.00	171,665.23	10/2/2025		98.685	4.246		4.246	170,248.10
313385ML7	196216	760	FHLB Disc Note	6/24/2025	4.185	20,236,000.00	20,000,756.50	20,231,467.14	0.00	232,891.07	10/2/2025		98.838	4.234		4.234	230,710.64
313397ML2	196092	760	FHLMC Disc Note	6/5/2025	4.175	16,612,000.00	16,382,742.86	16,608,278.91	0.00	227,330.61	10/2/2025		98.620	4.233		4.233	225,536.05
313397ML2	196147	760	FHLMC Disc Note	6/12/2025	4.180	16,292,000.00	16,080,131.59	16,288,350.59	0.00	209,976.73	10/2/2025		98.700	4.235		4.235	208,219.00
313397ML2	196201	760	FHLMC Disc Note	6/20/2025	4.190	235,000.00	232,155.46	234,947.36	0.00	2,817.19	10/2/2025		98.790	4.241		4.241	2,791.90
313397ML2	196241	760	FHLMC Disc Note	6/26/2025	4.180	271,000.00	267,916.32	270,939.30	0.00	3,052.21	10/2/2025		98.862	4.228		4.228	3,022.98
313397ML2	196295	760	FHLMC Disc Note	7/3/2025	4.190	718,000.00	710,395.38	717,839.17	0.00	7,521.05	10/2/2025		98.941	4.235		4.235	7,443.79
313397ML2	196330	760	FHLMC Disc Note	7/10/2025	4.220	7,452,000.00	7,378,622.64	7,450,330.75	0.00	72,503.82	10/2/2025		99.015	4.262		4.262	71,708.11
313397ML2	196343	760	FHLMC Disc Note	7/11/2025	4.210	320,000.00	316,893.96	319,928.32	0.00	3,068.62	10/2/2025		99.029	4.251		4.251	3,034.36
313397ML2	196383	760	FHLMC Disc Note	7/17/2025	4.230	235,000.00	232,873.84	234,947.36	0.00	2,098.55	10/2/2025		99.095	4.269		4.269	2,073.52
313589ML4	196431	760	FNMA Disc Note	7/24/2025	4.215	224,000.00	222,164.13	223,949.82	0.00	1,809.64	10/2/2025		99.180	4.250		4.250	1,785.69
313589ML4	196458	760	FNMA Disc Note	7/29/2025	4.210	1,907,000.00	1,892,504.15	1,906,572.83	0.00	14,272.84	10/2/2025		99.240	4.242		4.242	14,068.68



**EOM - REPORT WRITER  
Investment Inventory  
Sorted by Fund  
September 30, 2025**

CUSIP	Investment #	Fund Number	Issuer	Purchase Date	Cur Rate	Par Value	Book Value	Market Value	Pur Accr Interest	Accrued Interest	Maturity Date	Call Date	Purchase Price	YTM	YTC	YTW	Unrealized G/L		
316175108	195376	1097	Fidelity Money Market Fund	3/11/2025	4.040	24,143,900.00	24,143,900.00	24,143,900.00	0.00	56,303.12			100.000	4.040		4.040	0.00		
313589MK6	196737	1097	FNMA Disc Note	9/4/2025	4.135	147,000.00	146,544.12	146,544.12	0.00	455.88	10/1/2025		99.690	4.148		4.148	0.00		
313385MS2	196904	1097	FHLB Disc Note	9/24/2025	3.950	13,249,700.00	13,229,346.99	13,237,828.27	0.00	10,176.50	10/8/2025		99.846	3.956		3.956	8,481.28		
313385MZ6	196880	1097	FHLB Disc Note	9/23/2025	3.750	791,000.00	789,187.29	789,671.91	0.00	659.17	10/15/2025		99.771	3.759		3.759	484.62		
<b>1097 Total</b>						<b>38,331,600.00</b>	<b>38,308,978.40</b>	<b>38,317,944.30</b>	<b>0.00</b>	<b>67,594.67</b>							<b>8,965.90</b>		
316175108	195377	1098	Fidelity Money Market Fund	3/11/2025	4.040	28,734,800.00	28,734,800.00	28,734,800.00	0.00	46,516.59			100.000	4.040		4.040	0.00		
313589MK6	196669	1098	FNMA Disc Note	8/27/2025	4.180	14,179,000.00	14,121,378.12	14,125,715.32	0.00	57,621.88	10/1/2025		99.594	4.197		4.197	4,337.20		
313589MK6	196711	1098	FNMA Disc Note	9/3/2025	4.145	15,133,000.00	15,084,212.89	15,084,212.89	0.00	48,787.11	10/1/2025		99.678	4.158		4.158	0.00		
313385MS2	196767	1098	FHLB Disc Note	9/10/2025	4.100	15,337,000.00	15,288,092.01	15,323,258.05	0.00	36,680.99	10/8/2025		99.681	4.113		4.113	35,166.04		
313385MZ6	196881	1098	FHLB Disc Note	9/23/2025	3.750	15,043,000.00	15,008,526.46	15,017,742.80	0.00	12,535.83	10/15/2025		99.771	3.759		3.759	9,216.34		
313385NG7	196824	1098	FHLB Disc Note	9/17/2025	3.750	10,300,000.00	10,262,447.92	10,274,631.10	0.00	15,020.83	10/22/2025		99.635	3.764		3.764	12,183.18		
<b>1098 Total</b>						<b>98,726,800.00</b>	<b>98,499,457.40</b>	<b>98,560,360.16</b>	<b>0.00</b>	<b>217,163.23</b>							<b>60,902.76</b>		
316175108	195398	1099	Fidelity Money Market Fund	3/11/2025	4.040	22,550.00	22,550.00	22,550.00	0.00	1,095.25			100.000	4.040		4.040	0.00		
<b>1099 Total</b>						<b>22,550.00</b>	<b>22,550.00</b>	<b>22,550.00</b>	<b>0.00</b>	<b>1,095.25</b>								<b>0.00</b>	
316175108	195399	1100	Fidelity Money Market Fund	3/11/2025	4.040	10,850.00	10,850.00	10,850.00	0.00	324.98			100.000	4.040		4.040	0.00		
<b>1100 Total</b>						<b>10,850.00</b>	<b>10,850.00</b>	<b>10,850.00</b>	<b>0.00</b>	<b>324.98</b>								<b>0.00</b>	
316175108	195400	1101	Fidelity Money Market Fund	3/11/2025	4.040	21,450.00	21,450.00	21,450.00	0.00	815.94			100.000	4.040		4.040	0.00		
<b>1101 Total</b>						<b>21,450.00</b>	<b>21,450.00</b>	<b>21,450.00</b>	<b>0.00</b>	<b>815.94</b>								<b>0.00</b>	
316175108	195401	1102	Fidelity Money Market Fund	3/11/2025	4.040	7,420,625.00	7,420,625.00	7,420,625.00	0.00	24,658.60			100.000	4.040		4.040	0.00		
313589MK6	196712	1102	FNMA Disc Note	9/3/2025	4.145	26,000.00	25,916.18	25,916.18	0.00	83.82	10/1/2025		99.678	4.158		4.158	0.00		
<b>1102 Total</b>						<b>7,446,625.00</b>	<b>7,446,541.18</b>	<b>7,446,541.18</b>	<b>0.00</b>	<b>24,742.42</b>								<b>0.00</b>	
316175108	195402	1103	Fidelity Money Market Fund	3/11/2025	4.040	1,921,579.17	1,921,579.17	1,921,579.17	0.00	6,385.80			100.000	4.040		4.040	0.00		
313589MK6	196713	1103	FNMA Disc Note	9/3/2025	4.145	6,300.00	6,279.69	6,279.69	0.00	20.31	10/1/2025		99.678	4.158		4.158	0.00		
<b>1103 Total</b>						<b>1,927,879.17</b>	<b>1,927,858.86</b>	<b>1,927,858.86</b>	<b>0.00</b>	<b>6,406.11</b>								<b>0.00</b>	
316175108	195403	1104	Fidelity Money Market Fund	3/11/2025	4.040	5,494,595.50	5,494,595.50	5,494,595.50	0.00	18,257.65			100.000	4.040		4.040	0.00		
313589MK6	196714	1104	FNMA Disc Note	9/3/2025	4.145	19,000.00	18,938.75	18,938.75	0.00	61.25	10/1/2025		99.678	4.158		4.158	0.00		
<b>1104 Total</b>						<b>5,513,595.50</b>	<b>5,513,534.25</b>	<b>5,513,534.25</b>	<b>0.00</b>	<b>18,318.90</b>								<b>0.00</b>	
<b>Grand Total</b>						<b>8,774,923,683.00</b>	<b>8,694,454,024.77</b>	<b>8,737,630,144.42</b>	<b>501,980.46</b>	<b>65,887,981.22</b>									<b>43,176,119.65</b>